

# Teen Online & Wireless Safety Survey

*Cyberbullying, Sexting, and Parental Controls*

## Research Findings

May 2009

### Contact:

Kim Thomas

Cox Communications

[kimberly.thomas@cox.com](mailto:kimberly.thomas@cox.com)

404-269-8057

Cox Communications Teen Online & Wireless Safety Survey, in Partnership with the National Center for Missing & Exploited Children® (NCMEC) and John Walsh

(Fielded among young people aged 13-18)

**your friend** in the digital age®



# Table of Contents

Background & Objectives.....	3
Sample & Methodology.....	4
Reading the Results.....	5
Executive Summary .....	6
Detailed Findings.....	14
Technology Use.....	15
Cyberbullying .....	22
Sexting.....	32
Parental Controls.....	44
Gender Differences.....	50
Research Implications.....	55
Demographic Profile.....	57

# Background & Objectives



- Cox Communications, commissioned Harris Interactive to conduct a survey among U.S. teens ages 13-18.
- Key objectives of this study were to:
  - Examine teen's online and cell phone behavior, specifically regarding:
    - Sending sexually suggestive text messages or emails
    - Bullying others online or by text message
  - Understand the relationship between teens and their parents regarding parental controls for the Internet
  - Uncover how and why teens go online on their cell phone
- Results from this study are intended for public release.

# Sample & Methodology

- Total sample includes 655 U.S. teens ages 13-18
- Data were weighted to be representative of the U.S population of teens ages 13-18
  - Results for those ages 13-17 were weighted as needed for age, sex, race/ethnicity, parents' education, region, and school location.
  - Results for those age 18 were weighted as needed for age, sex, race/ethnicity, education, and region.
- Interviewing was conducted online from April 9 to April 21, 2009
- Survey was 12 minutes in length

# Reading the Results

## In reviewing this report, please note that:

- Percentages may not add up to 100% due to rounding, the acceptance of multiple responses or the exclusion of any “not sure” or “decline to answer” responses.
- An asterisk (\*) signifies a value of less than one-half percent. A dash (-) represents a value of zero.
- Throughout, the following terms are used:
  - “Cyberbullying” is used to refer to harassment, embarrassment, or threats online or by text message.
  - “Cyberbullies” is used to refer to teens who have harassed, embarrassed, or threatened others online or by text message.
  - “Sexting” is used to refer to sending sexually suggestive text messages or emails with nude or nearly-nude photos.
  - “Sexters” is used to refer to U.S. teens ages 13-18 who have sent, received or forwarded a sexually suggestive text message or email with a nude or nearly-nude photo.
  - “Sext Senders” is used to refer to teens who have sent sexually suggestive text messages or emails with nude or nearly-nude photos of themselves.

# Executive Summary

## **GENERAL TECHNOLOGY USE**

- Teens these days are well connected, with strong majorities having their own email address and cell phone.
- They spend substantial amounts of time online, doing a variety of activities, such as emailing, researching, playing games, and using social networking sites.

# Executive Summary (slide 2 of 7)

## **SOCIAL NETWORKING SITES/PUBLIC MATERIALS ONLINE**

- Though they are aware of the risks, many teens expose personal information about themselves online anyway.
- Nearly three-quarters of teens have an online profile on a social networking site, where many teens have posted photos of themselves and their friends, among other personal information.

## **SOCIAL NETWORKING SITES – SAFETY**

- Meanwhile, there is definitely a conflict when it comes to safety. Teens appear aware and concerned about the risks of putting such personal information out in the open. Three in five teens say having personal information or photos on a public site is unsafe and one in four say they know someone who has had something bad happen to them because of information posted electronically.
- Yet, half have posted photos of friends and three in five have posted photos of themselves.



# Executive Summary (slide 3 of 7)

## **CYBERBULLYING – EXPERIENCES**

- Cyberbullying is widespread among today's teens, with over one-third having experienced it, engaged in it, or know of friends who have who have done either.

## **CYBERBULLYING – REASONS**

- While many teens who have bullied others have also been bullied themselves, the reasons for bullying vs. the reasons why those bullied think they are, varies dramatically.
  - Those who are bullied think bullies do so to be mean, for fun or entertainment, to show off to friends, or out of jealousy.
  - However, bullies usually justify their actions by saying they are getting back at someone or because the person deserved it.

## **CYBERBULLYING – GETTING CAUGHT**

- Most teens think that bullying online is easier to get away with and to hide from their parents than bullying in person.
- However, nearly half of those who have been bullied say the bully was caught – far more than the 28% of bullies who admit to having been caught.

## **CYBERBULLYING – CONSEQUENCES**

- A substantial amount of teens agree bullying online is worse than bullying in person. Two-thirds think it's a serious problem (especially among those who are bullied) and even more think there should be stricter rules about online bullying, even though half already think that there are serious legal consequences for those who get caught.

## **SEXTING – PROFILE AND EXPERIENCE**

- About one in five teens have engaged in sexting – sending, receiving, or forwarding sexually suggestive nude or nearly nude photos through text message or email – and over a third know of a friend who has sent or received these kinds of messages. Most sext senders say these messages are most commonly sent to boyfriends/girlfriends because it's asked of them or to have fun. Disturbingly however, about 1 in 10 sext senders say they have sent these messages to people they don't even know.

## **SEXTING – ATTITUDES**

- The majority of teens think sending sexts of someone under 18 is wrong, and even half of those who have engaged in it agree, while 80% of teen sexters are under 18. Seven in 10 think people their age are too young to be sexting, but about half think they are old enough to decide for themselves if it's all right.

## **SEXTING – GETTING CAUGHT**

- Nearly all teens think that it's dangerous to sext, including sexters themselves. Only a small portion of sexters have been caught in the act. About half of teens agree that adults overreact about sexting, and that when someone gets caught there are serious legal consequences.

## **PARENTAL CONTROLS – GENERAL**

- What do parents really know about their children's activities online? About 2 in 5 teens say they tell their parents very little or nothing about what they do and where they go online. While about three-quarters of teens say their parents have talked to them about online safety, only half of children say they are given some kind of limits or controls when they use the Internet. Among those who have controls, about one in four have figured out some way of getting around them.

## **PARENTAL CONTROLS – CELL PHONE**

- Teens are left high and dry when it comes to going online on their cell phones. About 1 in 5 teens go online on a cell phone and 1 in 5 of those teens say their parents do not know they do this. The vast majority of teens whose parents know they go online through their cell phone say that they are not given any limits or controls – far fewer than are given limits on their desktop or laptop.

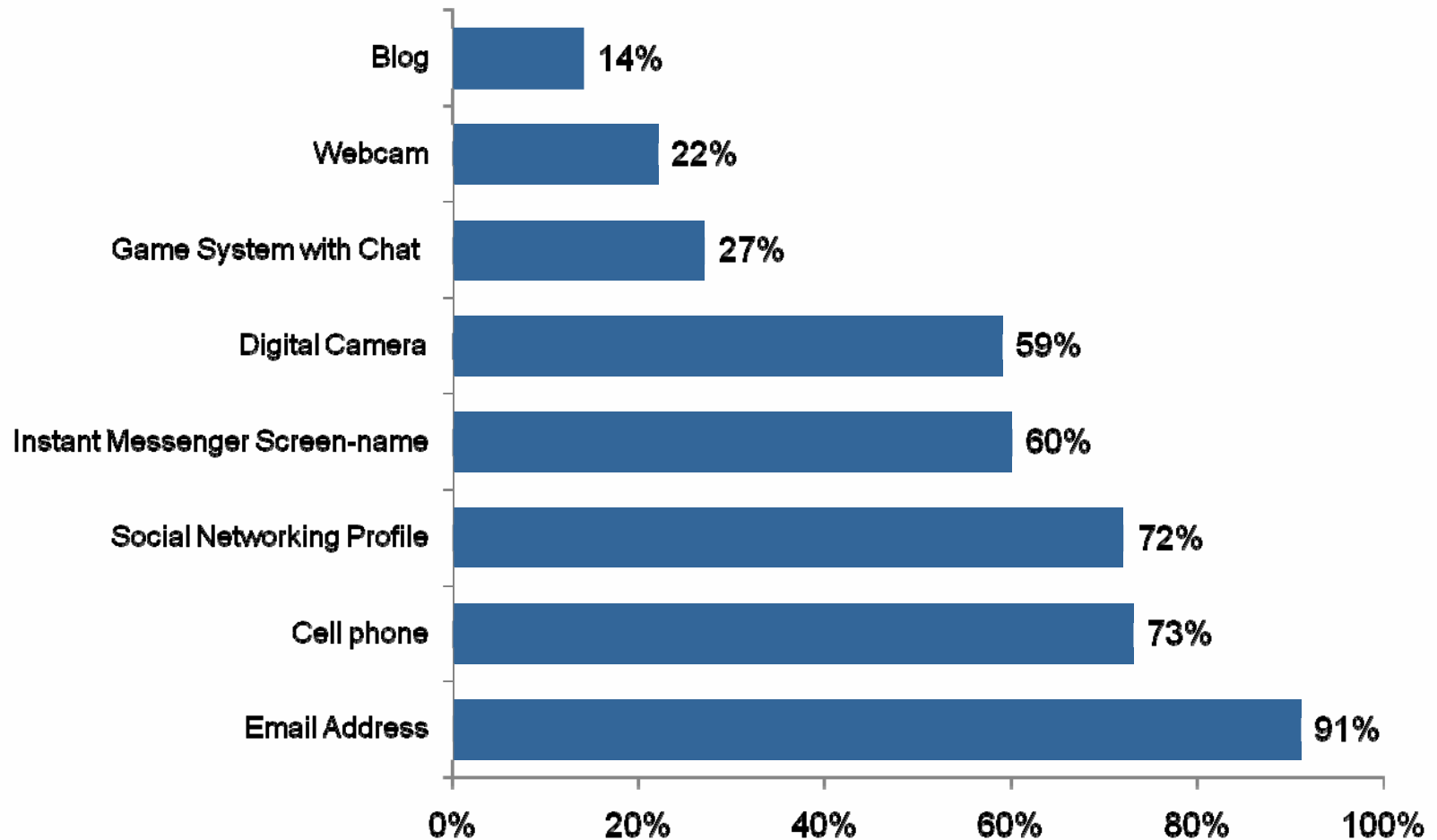
- **TECHNOLOGY USE**
- **CYBERBULLYING**
- **SEXTING**
- **PARENTAL CONTROLS**
- **GENDER DIFFERENCES**
- **RESEARCH IMPLICATIONS**

# TECHNOLOGY USE

Nearly all teens have their own email address and about 3 in 4 have a cell phone or a profile on a social networking site.



## Technology Teens Have Or Use



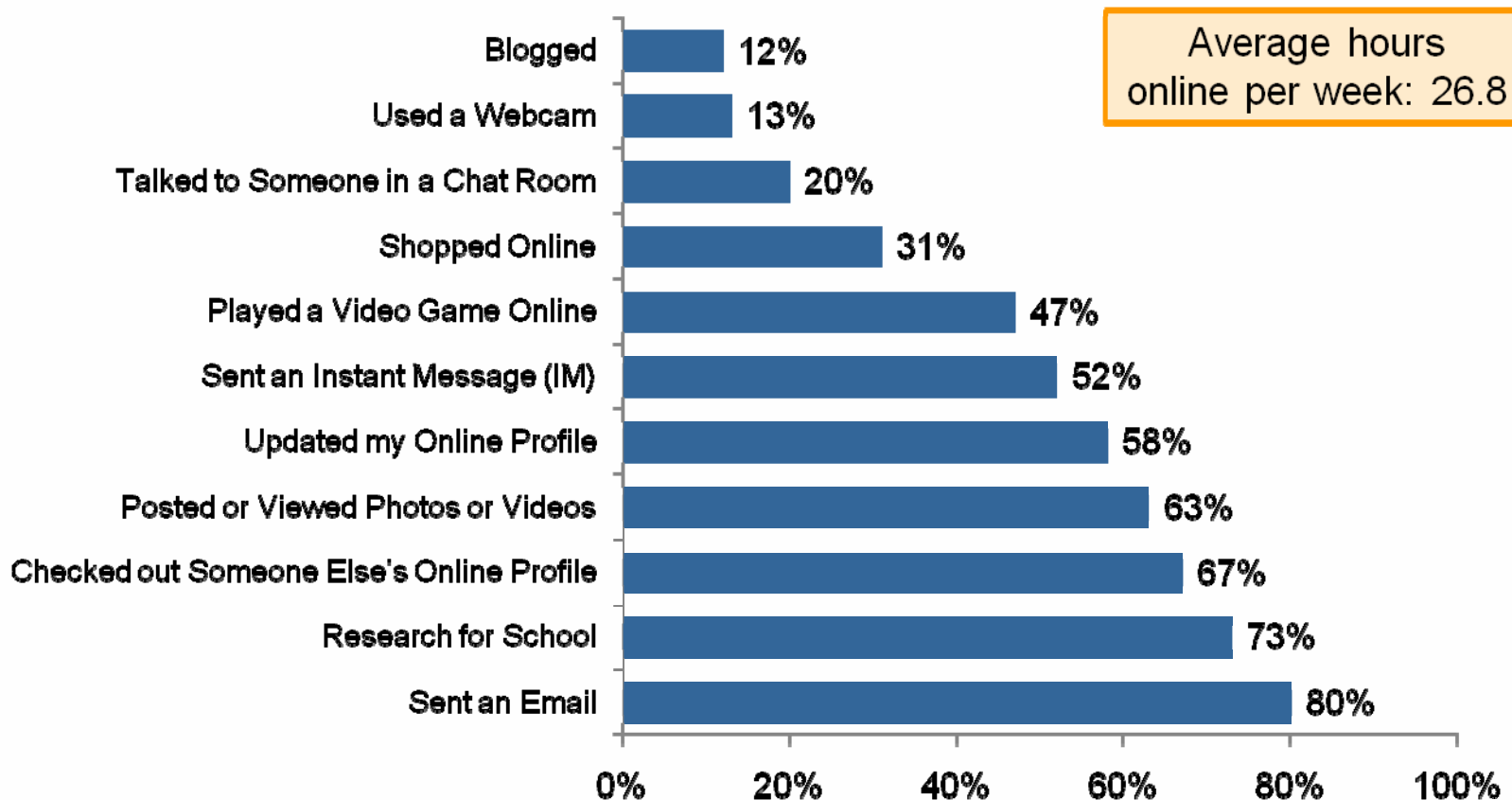
Q715: Which of the following, if any, do you have or use? Please select all that apply.  
Base: All respondents (n=655)



Teens appear to be very active online, with the majority having sent an email, researched for school, updated their own or viewed someone else's online profile, posted or viewed photos or videos, or sent an instant message.



## Online Activities Teens Have Engaged In During Past Month



**Q710:** About how many hours per day do you spend online in an average weekday?

**Q712:** About how many hours per day do you spend online in an average weekend?

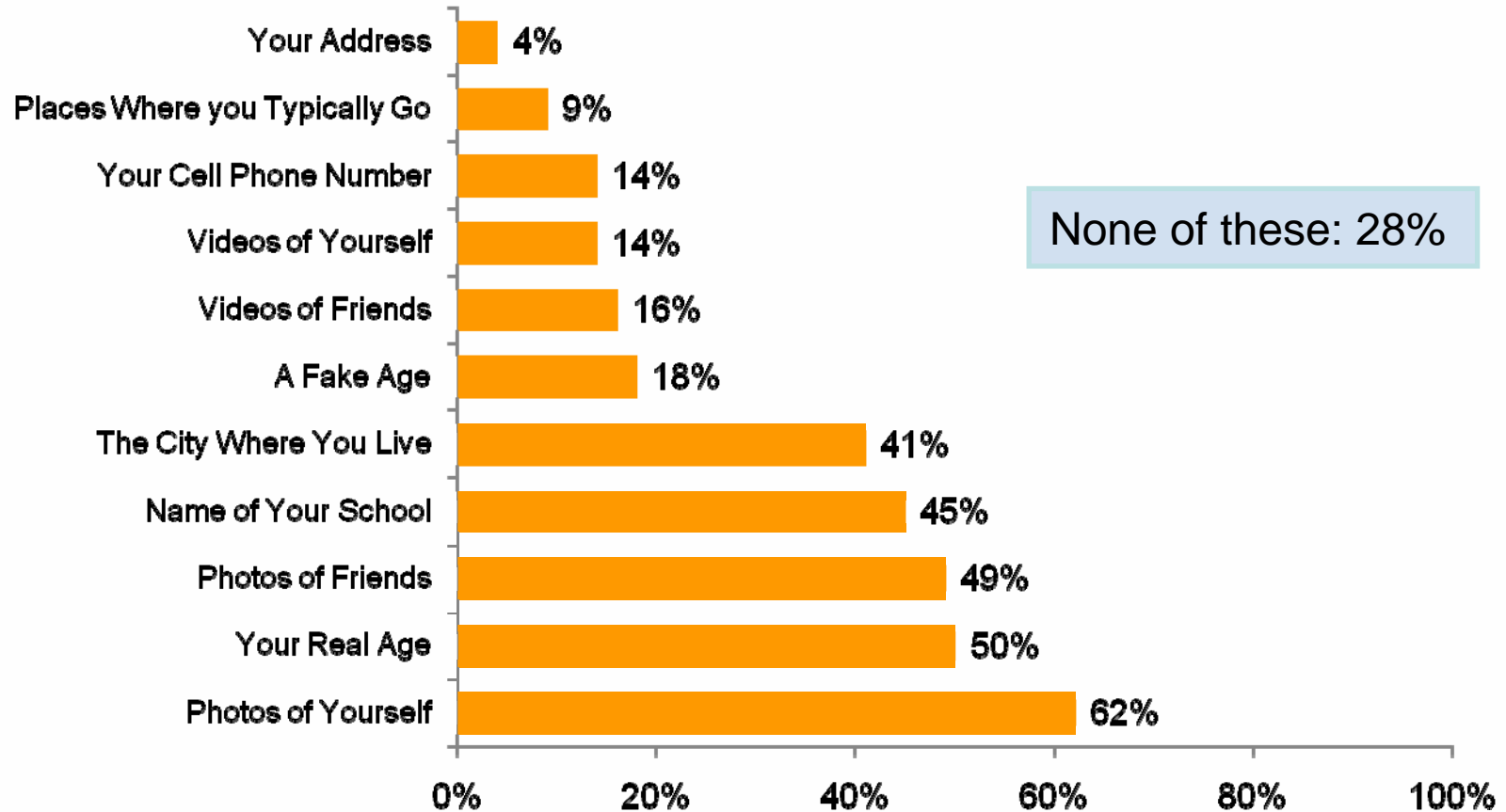
**Q720:** Which of the following things, if any, have you done online in the past month? Please select all that apply.

Base: All respondents (n=655)

Given their activity level online, it comes as no surprise that many teens have posted personal information on a public blog or social networking site, most commonly photos of themselves.



## Posted/Shared Information On Public Blog Or Social Networking Site

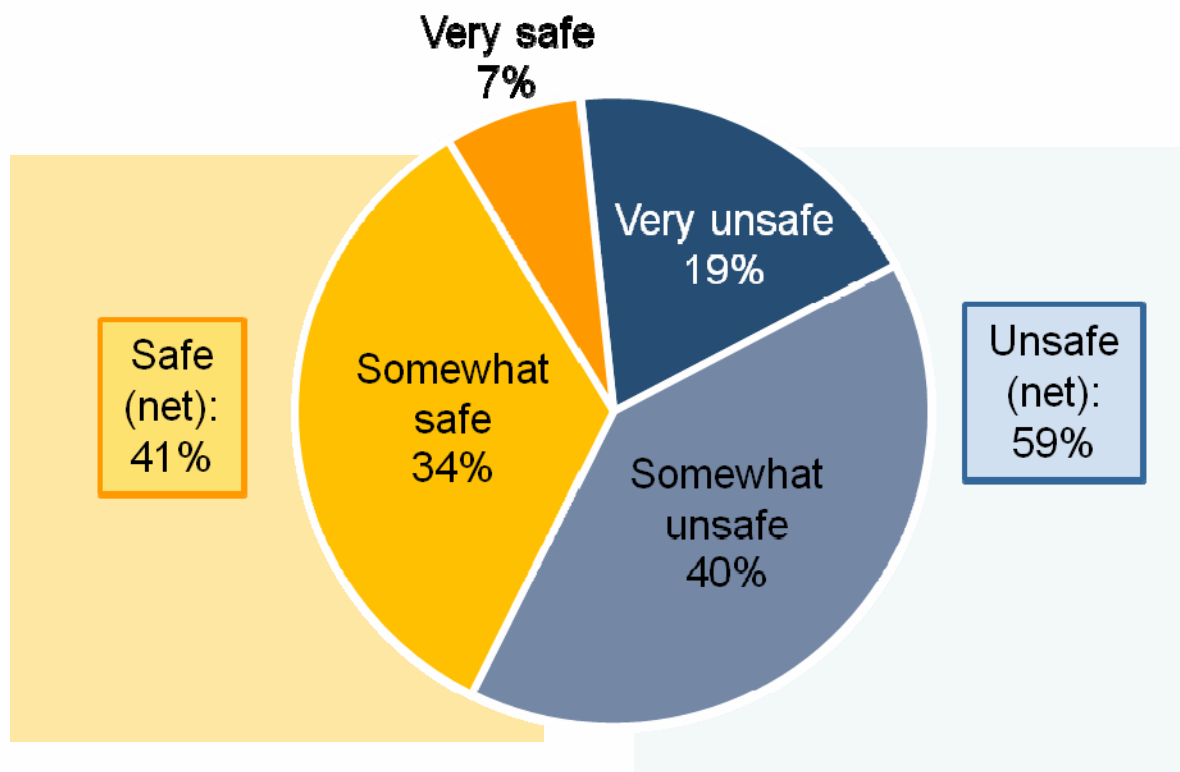


**Q730:** Have you posted or shared the following types of information on a public blog or social networking site (like MySpace, Facebook, Bebo, etc.)? Please select all that apply. *Base: All respondents (n=655)*

The majority of teens believe posting personal information or photos on a public blog or social networking site is unsafe. However 62% of them have posted photos of themselves.



## Perceived Safety Of Personal Information Or Photos On Public Blog or Social Networking Site



### % Very Unsafe

Younger Teens (13-15)	Older Teens (16-18)
25%	14%

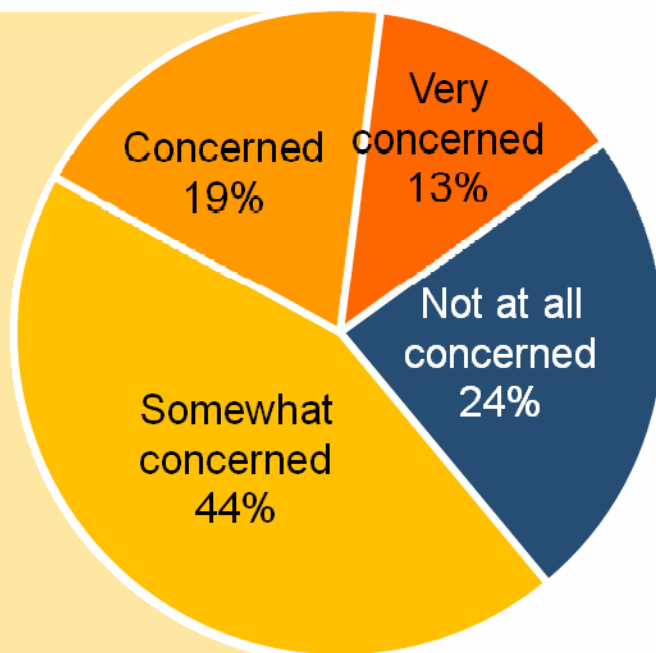
**Q735:** How safe do you think it is to have personal information or photos on a public blog or social networking site (like MySpace, Facebook, Bebo, etc.)?

Base: All respondents (n=655), Younger Teens (n=328), Older Teens (n=327)

About three-quarters of teens are at least somewhat concerned that personal information that is posted publicly could negatively impact their future.



## Concern That Personal Information Posted Publicly Could Negatively Impact Future



At least Somewhat Concerned: 76%

### % Very Concerned

Younger Boys	Younger Girls	Older Boys	Older Girls
15%	17%	7%	15%

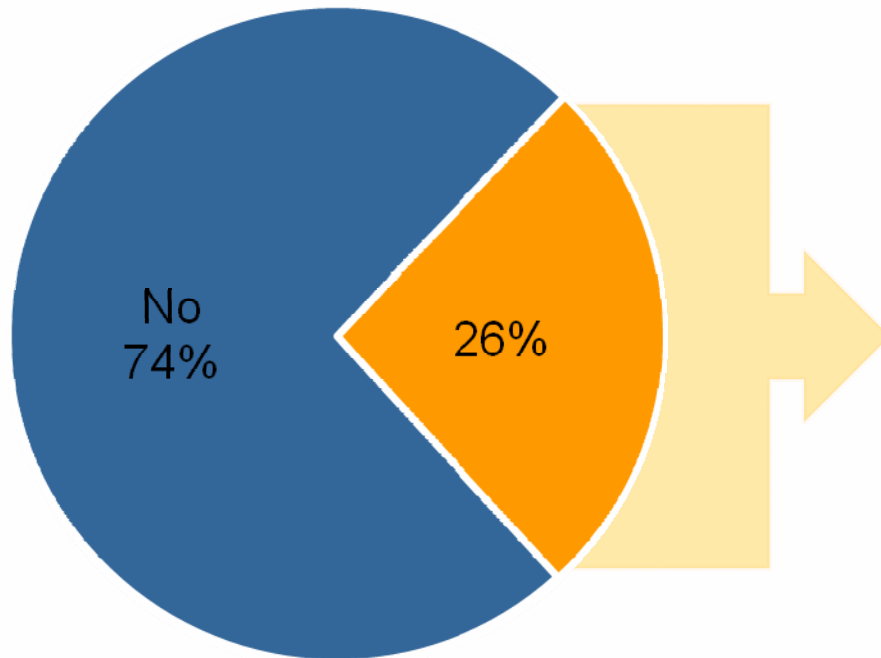
**Q740:** How concerned, if at all, are you that posting your personal information (including photos or videos) on a public blog or social networking site could have a negative effect on your future?

Base: All respondents (n=655), Younger Boys (n=159), Younger Girls (n=169), Older Boys (n=160), Older Girls (n=167)

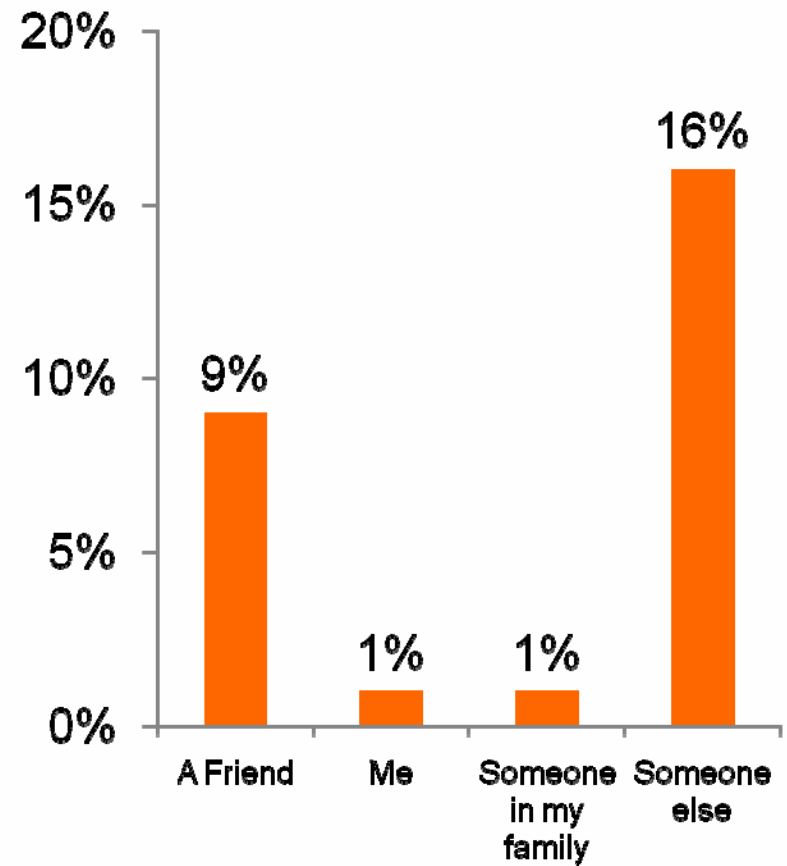
1 in 4 teens know someone who has had something bad happen to them because of information or photos posted electronically on a publicly accessible site.



## Know Someone Something Bad Has Happened To Because Of Information Or Photos Posted Online



## Person Who Something Has Happened To



**Q745:** Do you know anyone who has had something bad happen to them because of information or photos posted electronically on a publicly accessible site?

Base: All respondents (n=655)

# CYBERBULLYING

## ***Demographics***

- More girls (59% girls vs. 41% boys)

## ***High Technology Use***

- Spend more time online per week (38.4 hours, compared to 26.8 hours for teens overall)
- Owns or uses: cell phone (88%), social networking profile (93%), IM screen-name (75%)
- In past month has: sent an email (90%), checked out someone else's online profile (88%), updated own online profile (81%), posted or viewed photos or videos (83%)
- On public blog or social networking site, has posted: photos of self (80%) or friends (66%)

## ***Online safety***

- About as likely to think personal information online is unsafe (54% vs. 59% for teens overall)
- No more concerned about information online having a negative affect on future (79% vs. 76% for teens overall)

## ***Attitudes Towards Bullying***

- Slightly more likely to agree bullying online is easier to get away with than bullying in person (87% vs. 81% for teens overall)

## ***Sexting***

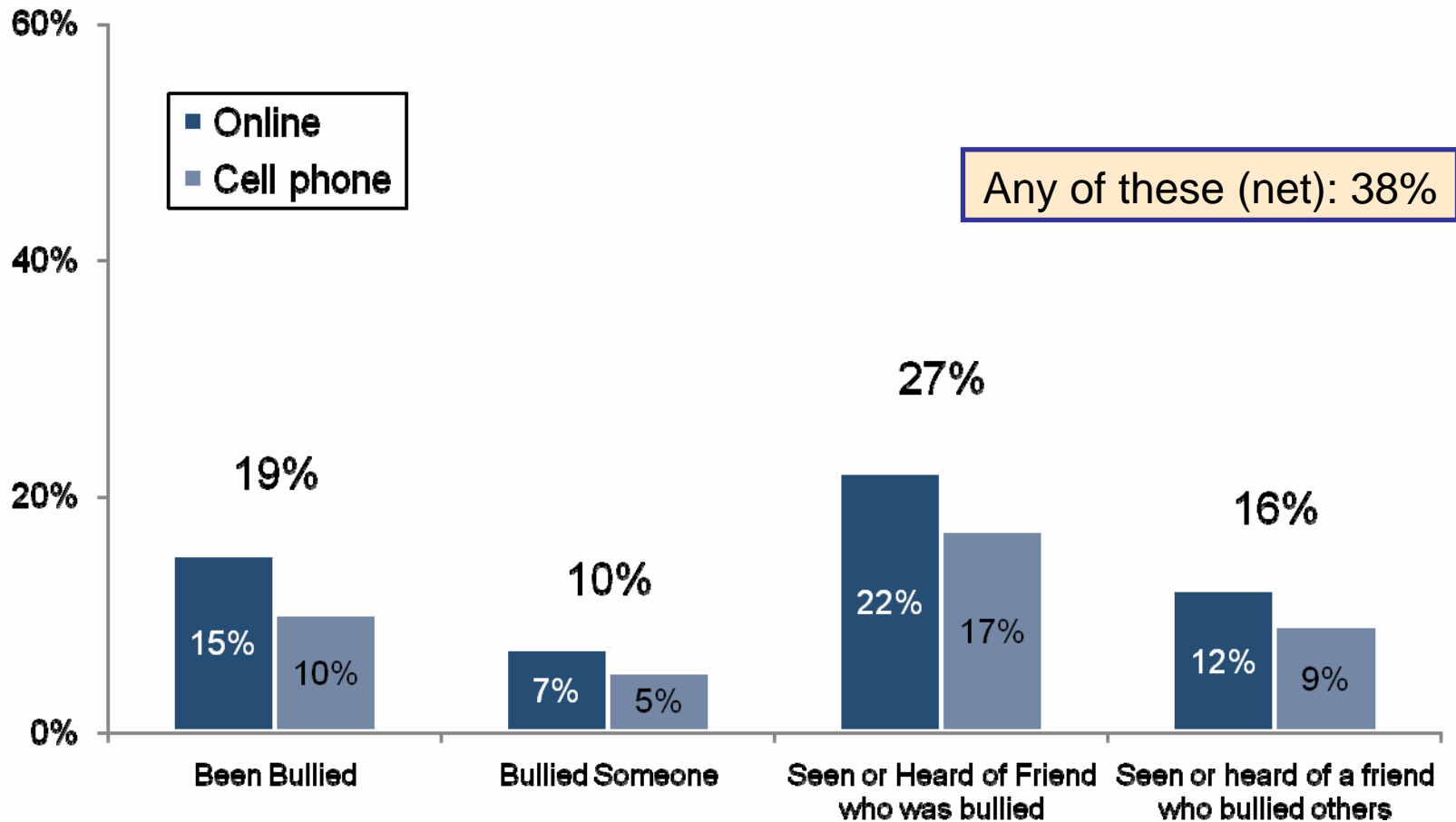
- More likely to have engaged in sexting (31% vs. 19% for teens overall)

*Base: All respondents (n=655), Cyberbully (n=66)*

Approximately 1 in 10 teens have cyberbullied someone online or by text message and 1 in 5 have been cyberbullied by someone else.



## Experiences With Cyberbullying



Q905: Thinking about bullying online, have you ever...? Please select all that apply

Q907: Thinking about bullying by cell phone, have you ever...? Please select all that apply

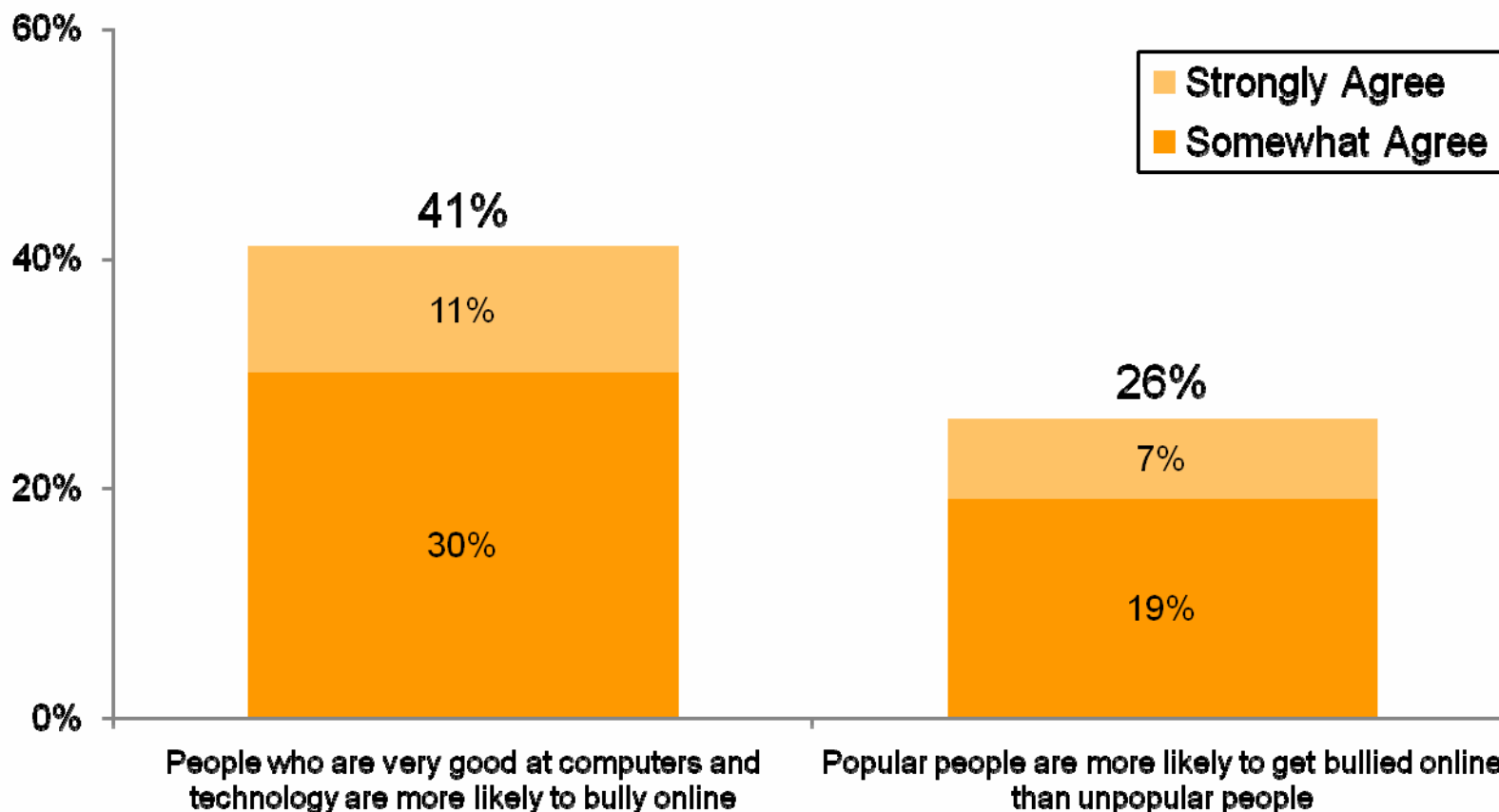
Base: All respondents (n=655)



There isn't a clear consensus on who cyberbullies are, as about 2 in 5 teens think that people good at computers are more likely to cyberbully and only 1 in 4 think popular people are more likely to be cyberbullied.

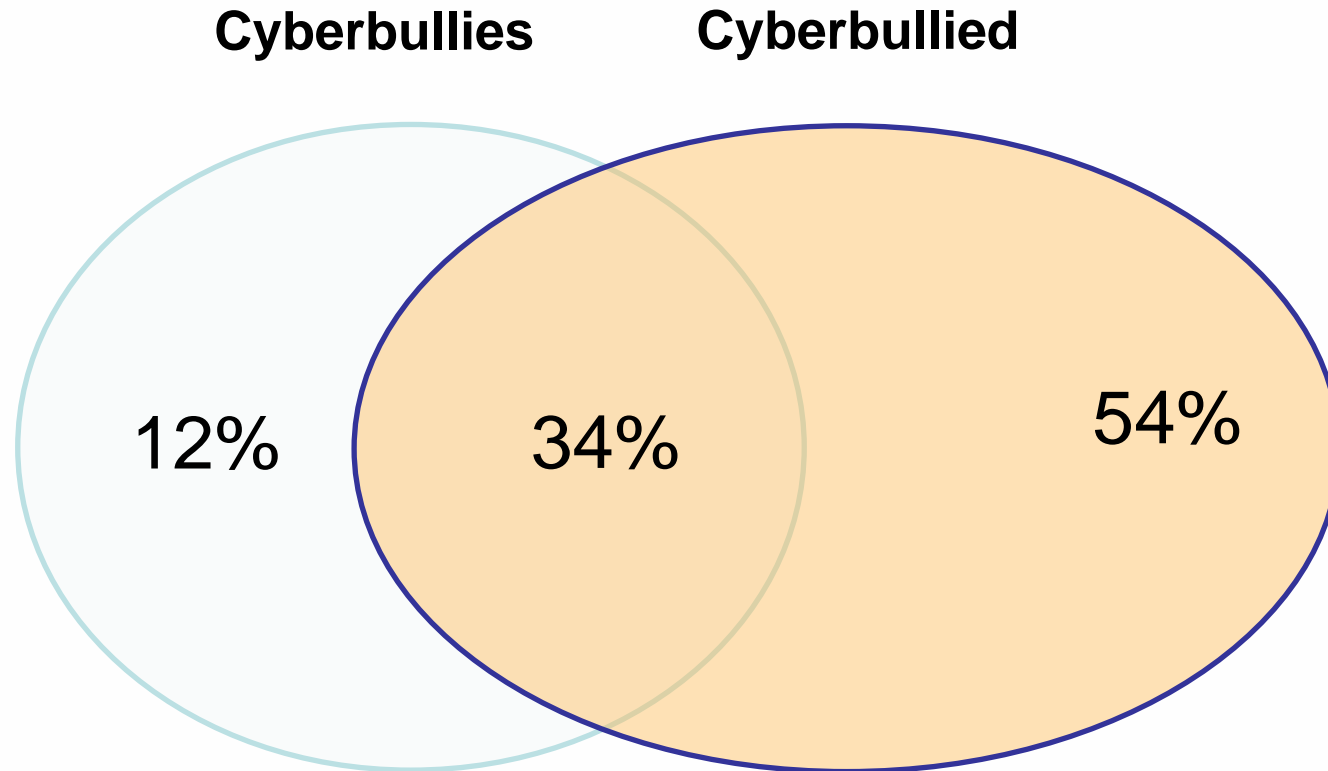


## % Agree About Cyberbullying "Types"



Q945: Do you agree or disagree with each of the following statements?  
Base: All respondents (n=655)

34% of those who have any engagement in the activity have both bullied and been bullied.



**Q905:** Thinking about bullying online, have you ever...? Please select all that apply

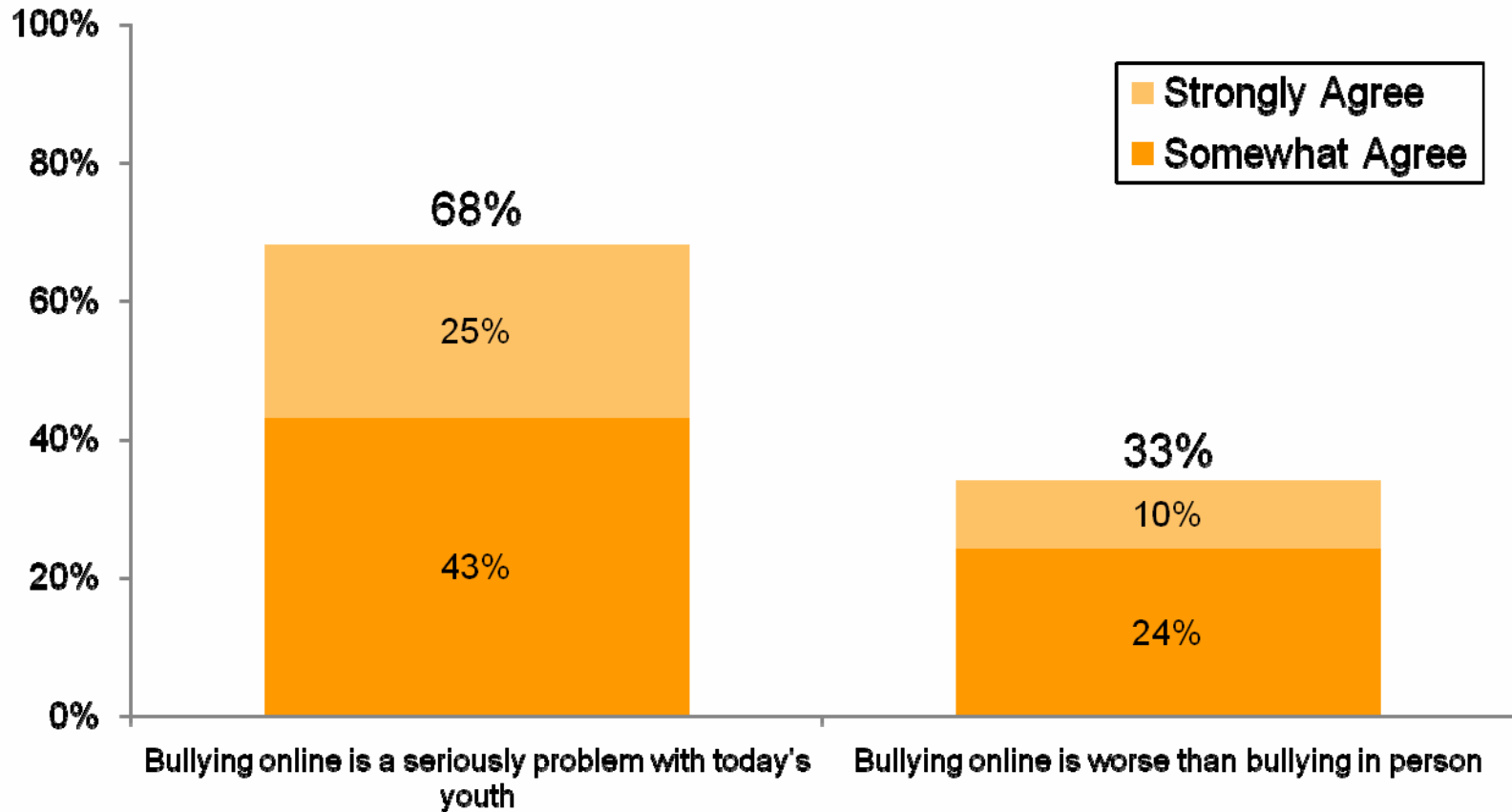
**Q907:** Thinking about bullying by cell phone, have you ever...? Please select all that apply

*Base: Respondents who have ever cyberbullied or been cyberbullied (n=147)*

Two-thirds of teens believe cyberbullying is a serious problem, but only one-third think it's worse than bullying in-person.



## % Agree With Statements About Cyberbullying

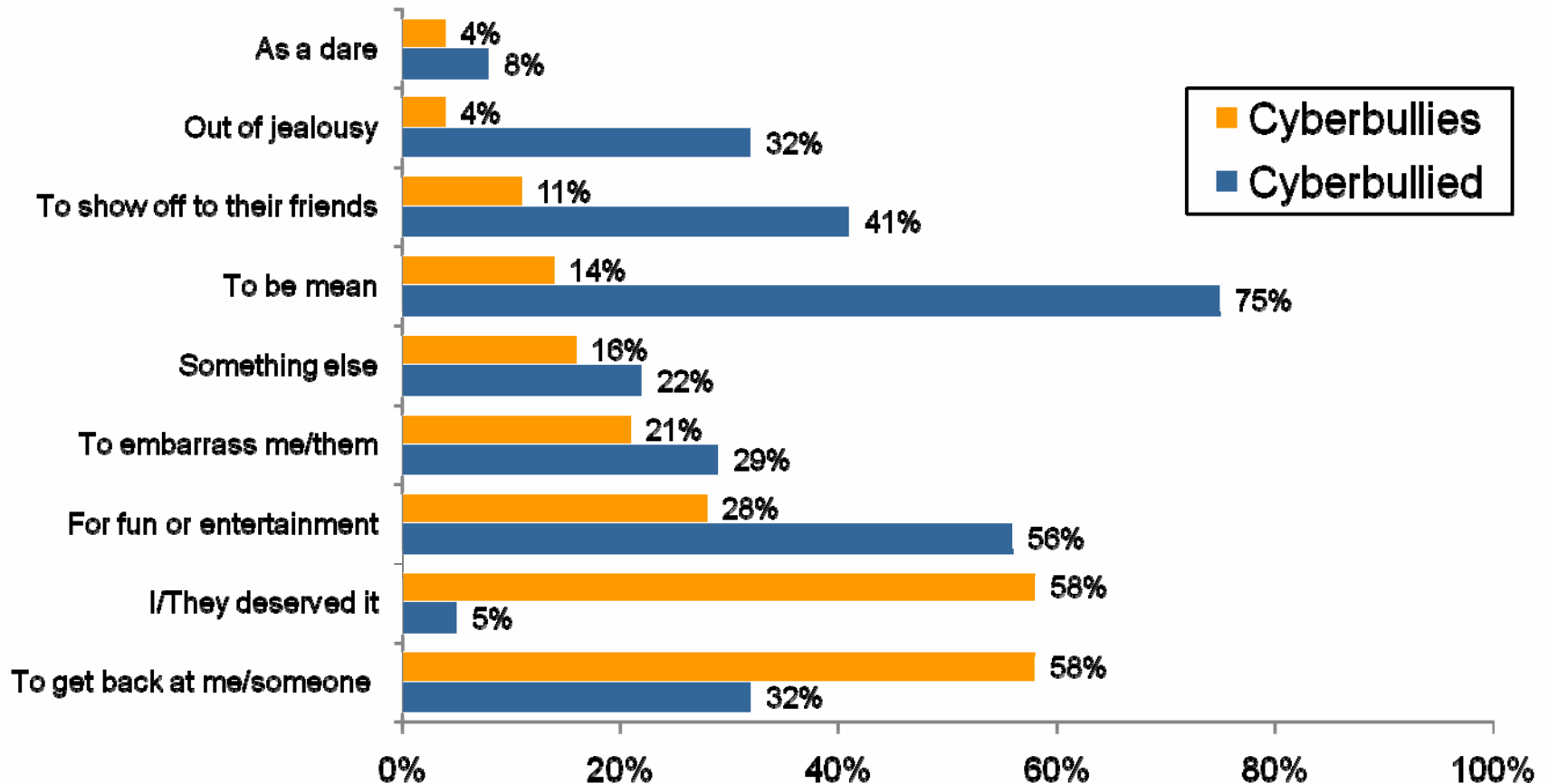


Q945: Do you agree or disagree with each of the following statements?  
Base: All respondents (n=655)

Teens who have been cyberbullied most commonly think it was to be mean or for fun or entertainment. However, cyberbullies are most likely to say they did it to get back at someone or because someone deserved it.



## Reasons for Cyberbullying



**Q915:** Why do you think someone decided to bully you online or by text message? Please select all that apply.

Base: Respondents who have been bullied (n=129)

**Q920:** Why have you bullied someone online or by text message? Please select all that apply.

Base: Respondents who have bullied (n=68\*)

\*Please use caution when interpreting data, due to small base size.

^34% of teens who have engaged in cyberbullying have both bullied and been bullied.

About 4 in 5 teens believe cyberbullying is easier to get away with and easier to hide from parents than bullying in person.



## % Agree About Ease of Cyberbullying

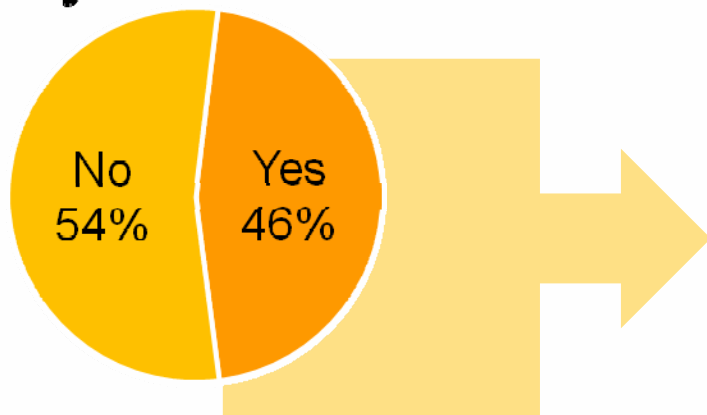


Q945: Do you agree or disagree with each of the following statements?  
Base: All respondents (n=655)

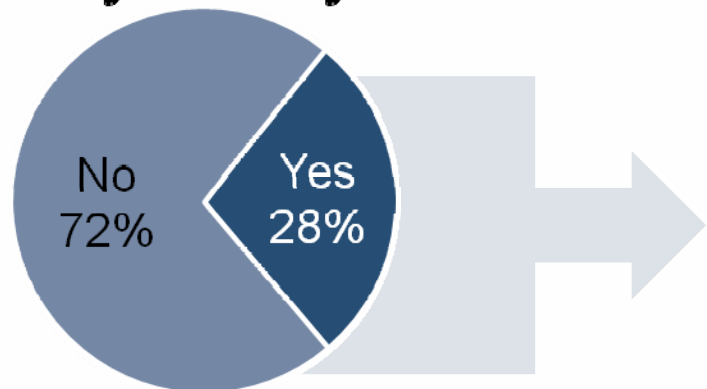
Nearly half of those who have been bullied say that the bully was caught, but only 1 in 4 of those who say they bully admit that they themselves have been caught.



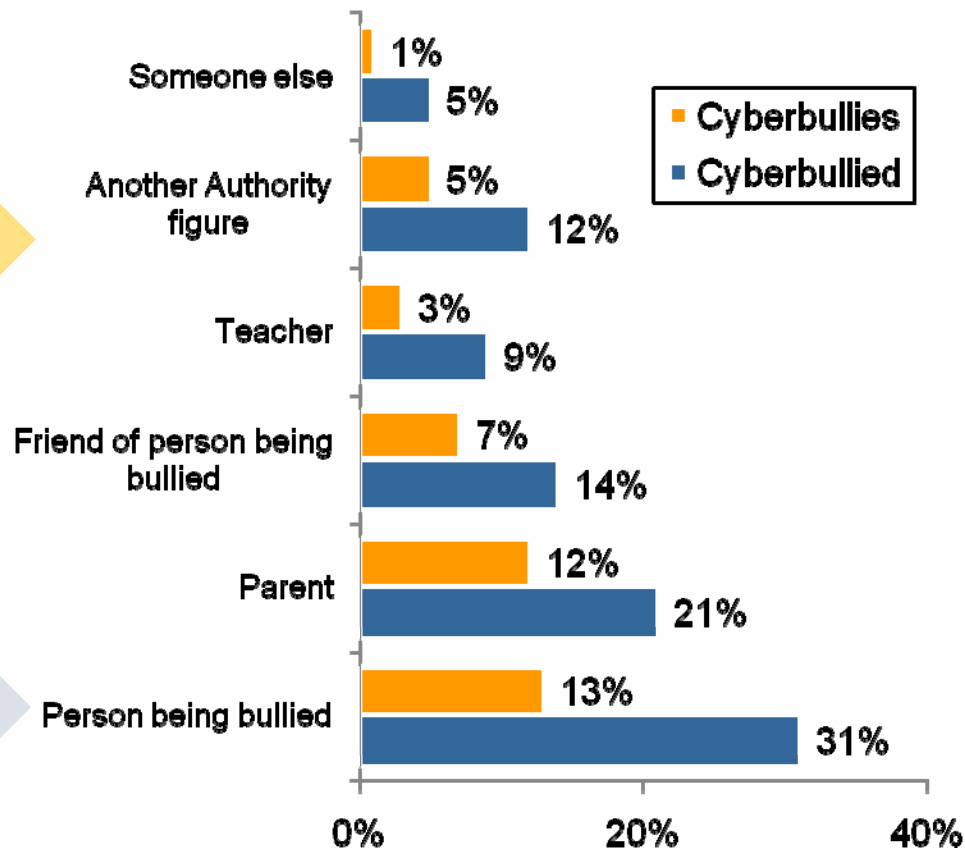
## Cyberbullied



## Cyberbully



## Getting Caught Cyberbullying



**Q925:** Have you ever been caught by any of the following people because you bullied someone online or by text message? Please select all that apply. *Base: Respondents who have bullied (n=68\*)*

**Q930:** Did the person who was bullying you ever get caught? Please select all that apply. *Base: Respondents who have been bullied (n=129)*

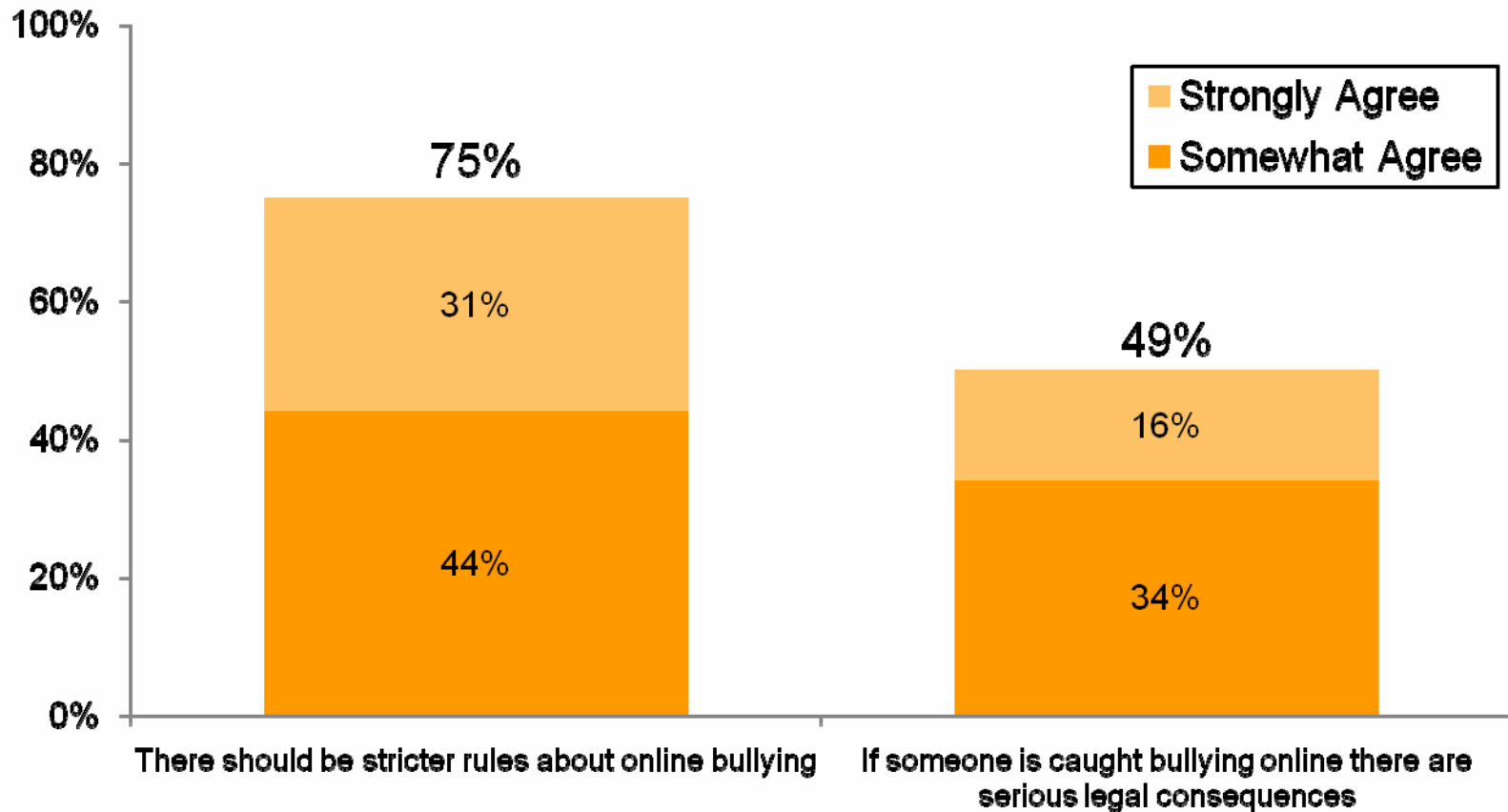
*\*Please use caution when interpreting data, due to small base size.*

*^34% of teens who have engaged in cyberbullying have both bullied and been bullied.*

About three-quarters of teens think there should be stricter rules about online bullying (including nearly 1 in 3 who strongly agree). About half of teens think there are serious legal consequences if someone gets caught.



## % Agree With Statements About Cyberbullying



Q945: Do you agree or disagree with each of the following statements?

Base: All respondents (n=655)

# SEXTING



## ***Demographics***

- Evenly split boys/girls (53% girls vs. 47% boys)
- Sext Senders are more likely to be girls (65% girls vs. 35% boys)
- More likely to be older (61% ages 16-18, 39% ages 13-15)

## ***High Technology Use***

- Spend more time online per week (31.7 hours, compared to 26.8 hours for teens overall)
- Owns or uses: cell phone (81%), social networking profile (86%)
- In past month has: checked out someone else's online profile (82%), updated own online profile (79%), posted or viewed photos or videos (86%)
- On public blog or social networking site, has posted: photos of self (80%) or friends (70%)

## ***Online safety***

- About as likely to think personal information online is unsafe (56% vs. 59% for teens overall)
- No more concerned about information online having a negative affect on future (73% vs. 76% for teens overall)

## ***Attitudes Towards Bullying***

- More likely to have been bullied (30% vs. 19% for teens overall) and slightly more likely to have bullied someone (16% vs. 10% for teens overall)

## ***Sexting***

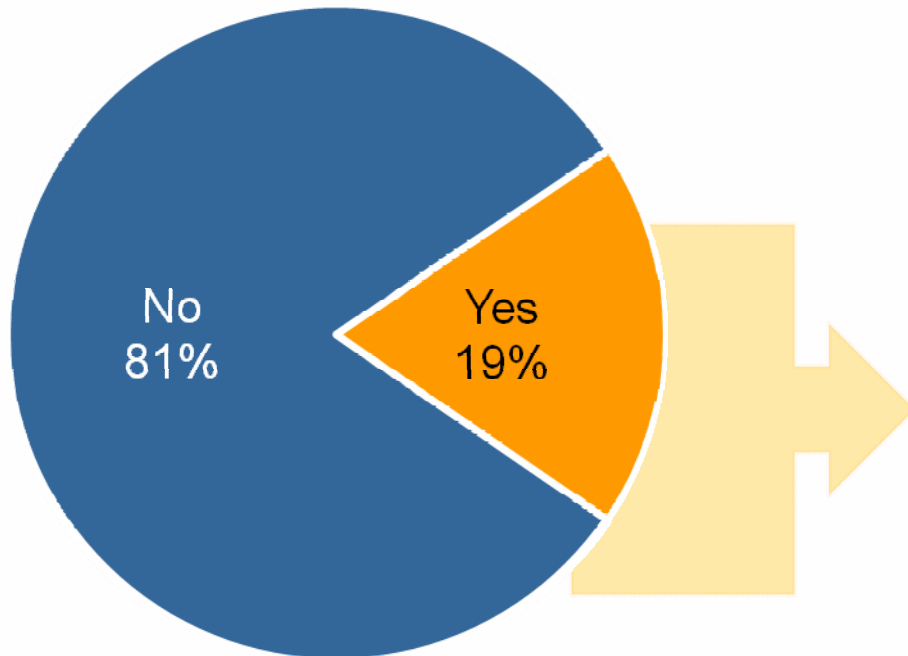
- More likely to think people their age are old enough to decide for themselves whether sexting is all right (76% vs. 54% for teens overall)
- More likely to think adults overreact when teens send sexually suggestive text message and emails to each other (67% vs. 48% for teens overall)

*Base: All respondents (n=655), Sexter (n=125)*

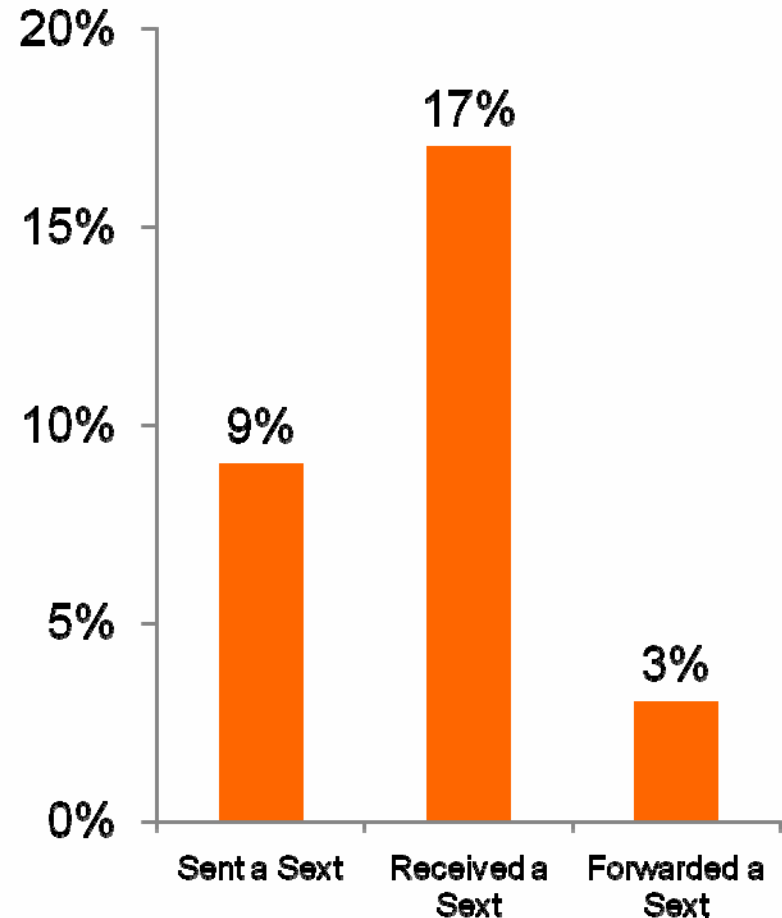
About 1 in 5 teens have engaged in some kind of sexting, either sending, receiving or forwarding sexually suggestive emails or text messages with a nude or nearly-nude photo.



## Engaged in Sexting

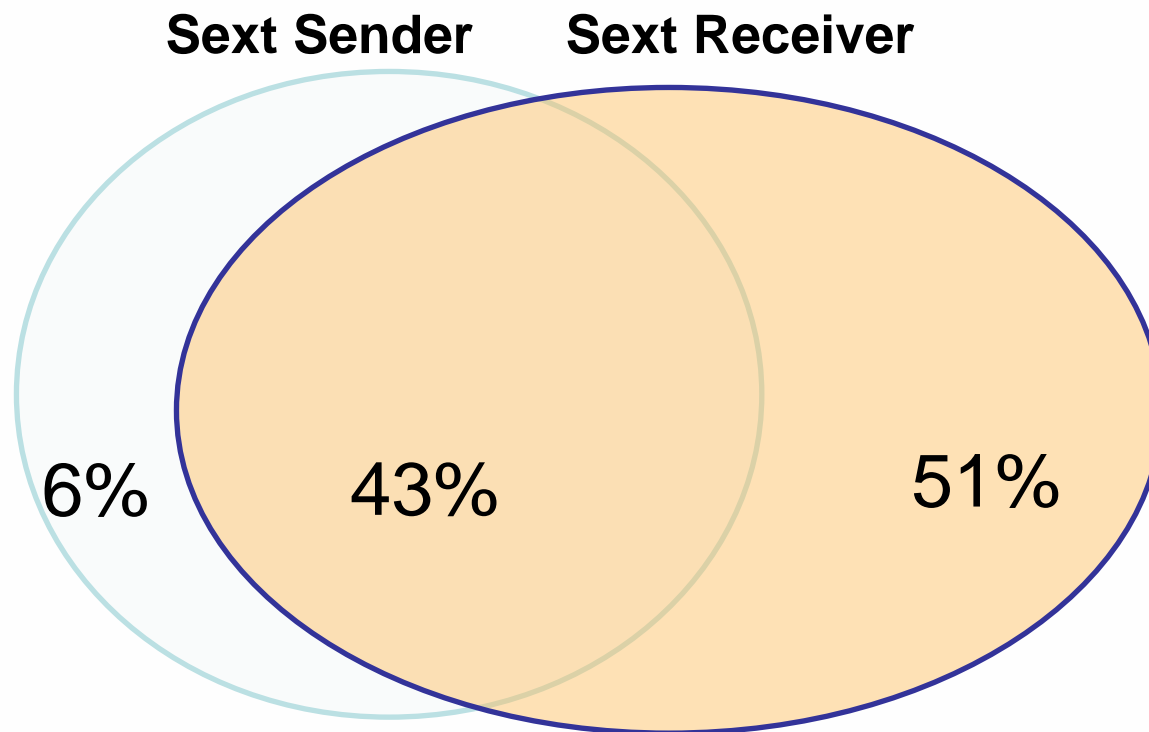


## Type of Sexting



**Q1005:** The next few questions are about sending sexually suggestive text messages or emails with nude or nearly-nude photos. Have you ever...? Please select all that apply.  
*Base: All respondents (n=655)*

43% of those who have either sent or received sexts have done both and nearly all those who have sent sexts have received them.



**Q1005:** The next few questions are about sending sexually suggestive text messages or emails with nude or nearly-nude photos. Have you ever...? Please select all that apply.  
*Base: Respondents who have ever sent or received sexts (n=116)*

Overwhelmingly, those who send and receive sexts say they are sent to boyfriends/girlfriends.



## People Who Sext Senders Send Messages To

	Sext Sender	Sext Receiver
Boyfriend/Girlfriend	60%	75%
Someone I/they had a crush on	21%	49%
Ex-boyfriend/ Ex-girlfriend	19%	20%
Best friend	14%	20%
Friends other than my/their best friend	18%	23%
Someone I/they don't know	11%	18%
Classmates	4%	18%
Someone else	14%	13%
Decline to answer	3%	1%
I don't know	-	2%

**Q1010:** Who have you sent a text message or email with a nude or nearly-nude/sexually suggestive photo of yourself to?/  
Who do you think people send text messages or emails with these nude or nearly-nude/sexually suggestive photos of themselves to?

Base: Respondents who have sent sexts (n=54\*) Base: Respondents who have received sexts (n=107)

\*Please use caution when interpreting data, due to small base size.

^43% of those who have engaged in either sending or receiving sexts have done both.

The top reasons for sext senders to send these messages are because someone asked them to and to have fun. For sext receivers, it is to have fun and to impress someone.



## People Who Sext Senders Send Messages To

	Sext Sender	Sext Receiver
Someone asked me/them to	43%	46%
To have fun	40%	54%
To impress someone	21%	48%
To feel good about myself/themselves	18%	32%
To try to date someone	8%	33%
As a joke	4%	16%
To make someone jealous	3%	13%
As a dare	1%	25%
Some other reason	29%	27%
Decline to answer	8%	4%
I don't know	-	3%

**Q1015:** Why have you sent a text message or email with a nude or nearly-nude/sexually suggestive photo of yourself? Why do you think people send text messages or emails with nude or nearly-nude/sexually suggestive photos of themselves? Please select all that apply.

*Base: Respondents who have sent sexts (n=54\*) Base: Respondents who have received sexts (n=107)*

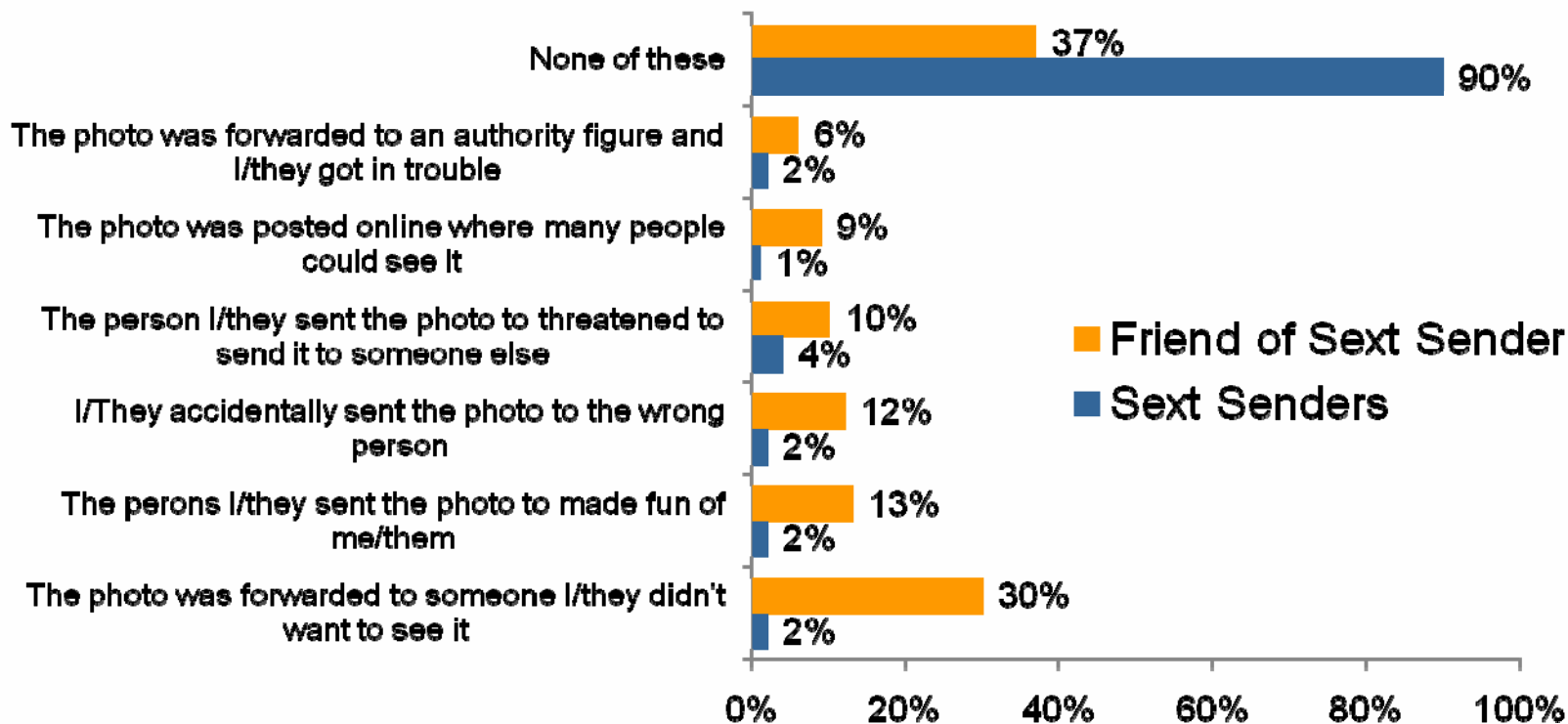
*\*Please use caution when interpreting data, due to small base size.*

*^43% of those who have engaged in either sending or receiving sexts have done both.*

Nine in ten sext senders say nothing bad has happened because of a sext, but 3 in 10 friends of sext senders say the photos were forwarded to someone.



## Bad Things That Have Happened After a Sext Was Sent



**Q1040:** Which of the following ever happened after you sent a text message or email with a nude or nearly-nude/sexually suggestive photo of yourself?

Which of the following ever happened to your friends who sent a text message or email with a nude or nearly-nude/sexually suggestive photo of themselves? Please select all that apply.

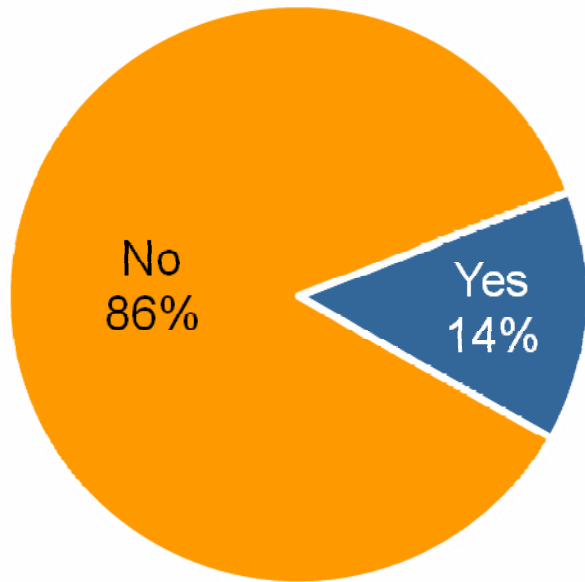
Base: Respondents who have sent sexts (n=54\*) Base: Respondents who have friends who have sent sexts (n=141)

\*Please use caution when interpreting data, due to small base size.

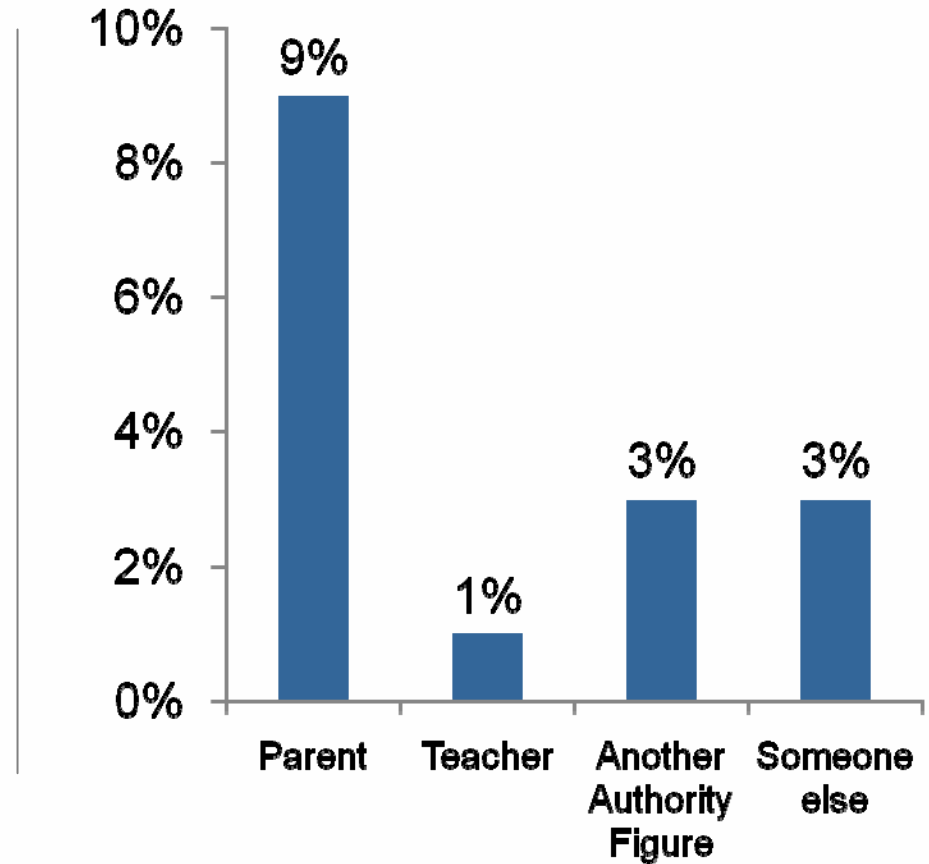
Only 1 in 7 sexters have been caught having sent or receiving these messages, most commonly by a parent.



### Proportion of Sexters Caught Sexting



### Caught By...



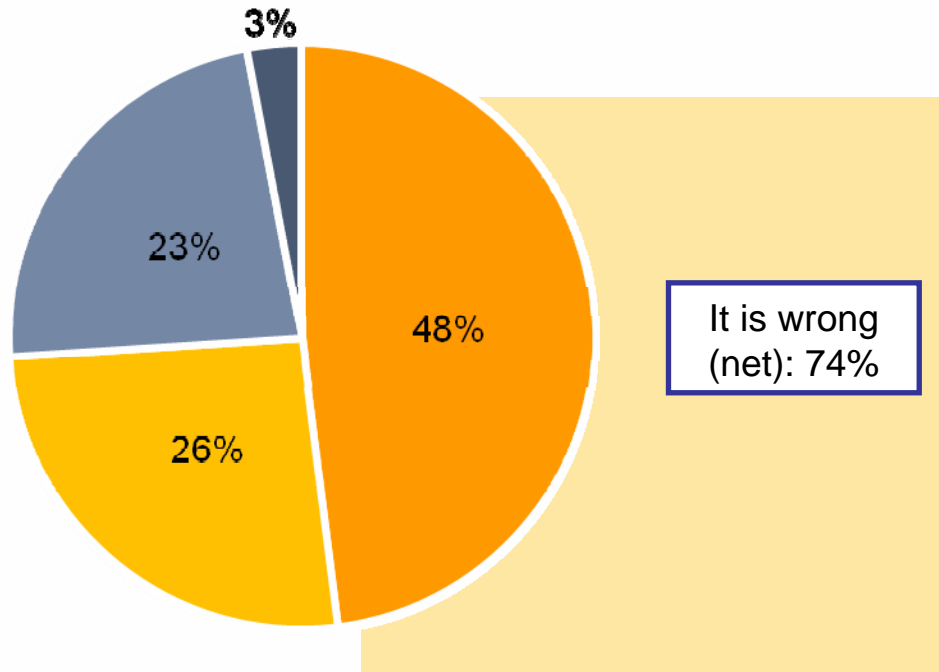
**Q1045:** Have you ever been caught sending, receiving, or forwarding nude or nearly-nude/sexually suggestive photos? Please select all that apply.

Base: Respondents who have ever been caught sending, receiving, or forwarding photos (n=116)

About three-quarters of teens think that sexting with photos of someone under 18 is wrong, with 48% also believing that it should be illegal.



## Attitudes About Sexting



- It is wrong and Should be illegal
- It is wrong, but should not be illegal
- It is fine as long as the people sending AND receiving the photo think it is ok
- There is nothing wrong with it

## % It is Wrong (net)

Younger Boys	Younger Girls	Older Boys	Older Girls
82%	79%	62%	76%

**Q1050:** Generally, how do you feel about sending or receiving nude or nearly-nude/sexually suggestive photos of someone under 18?

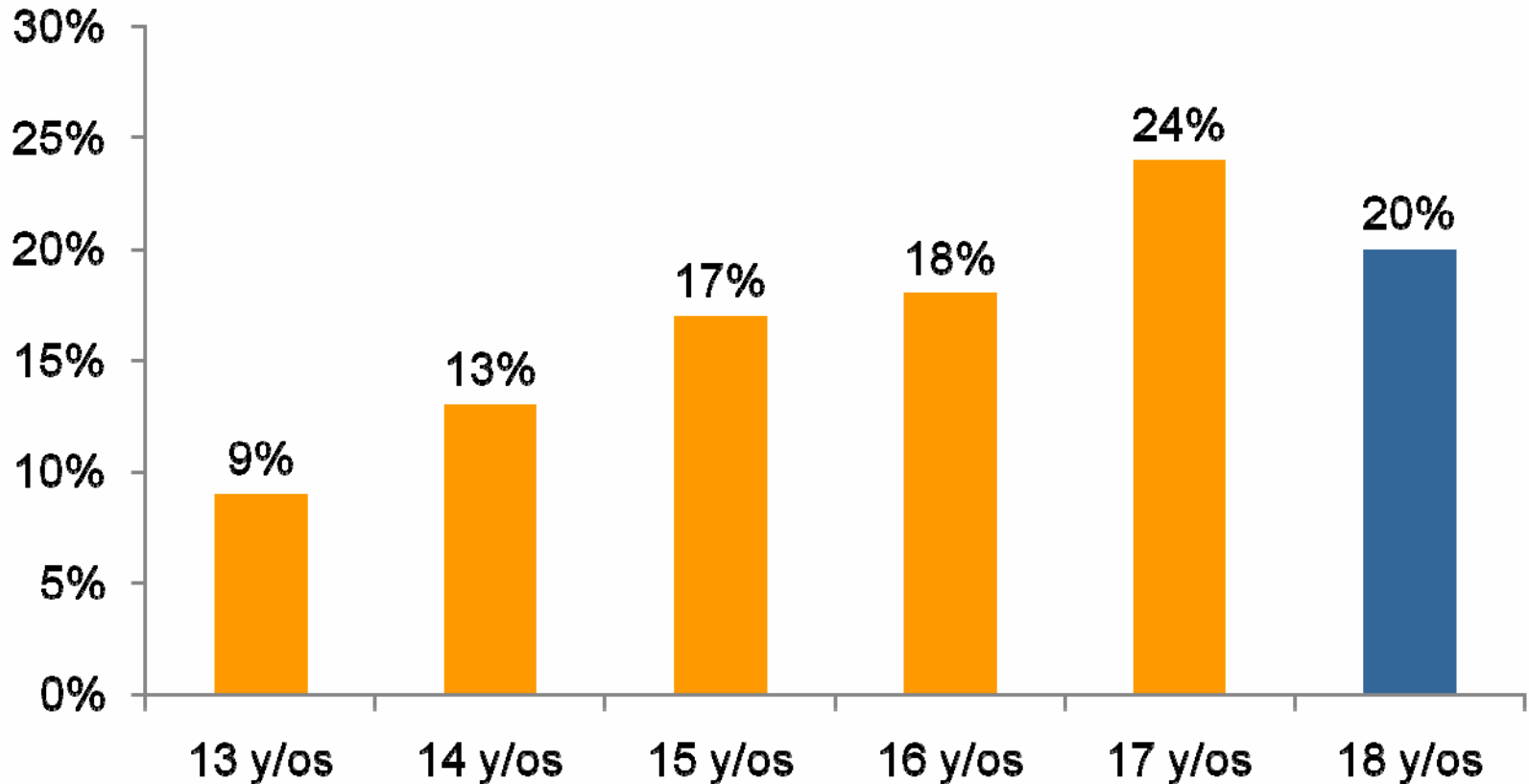
Base: All respondents (n=655), Younger Boys (n=159), Younger Girls (n=169), Older Boys (n=160), Older Girls (n=167)



About 8 in 10 teen sexters are under 18 years old.



### Age Breakout of Teen Sexters



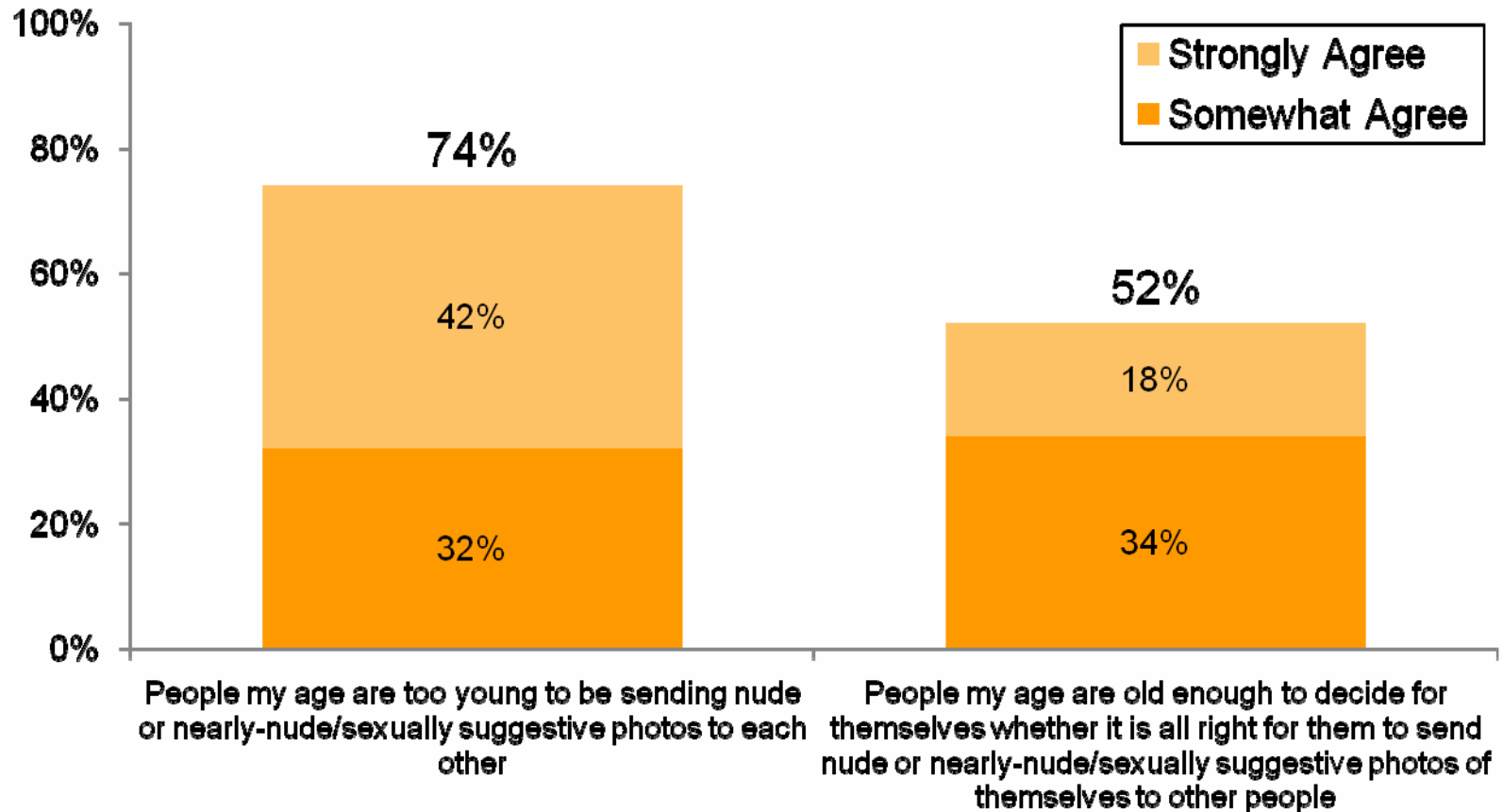
Q280: Age.

Base: Respondents who have Sent, Received or Forwarded Sexts (n=116)

While three-quarters of teens under 18 think they are too young to be sending sexts, half think they are at least old enough to decide for themselves whether it is ok for them to do it.



### % Agree With Statements About Sexting

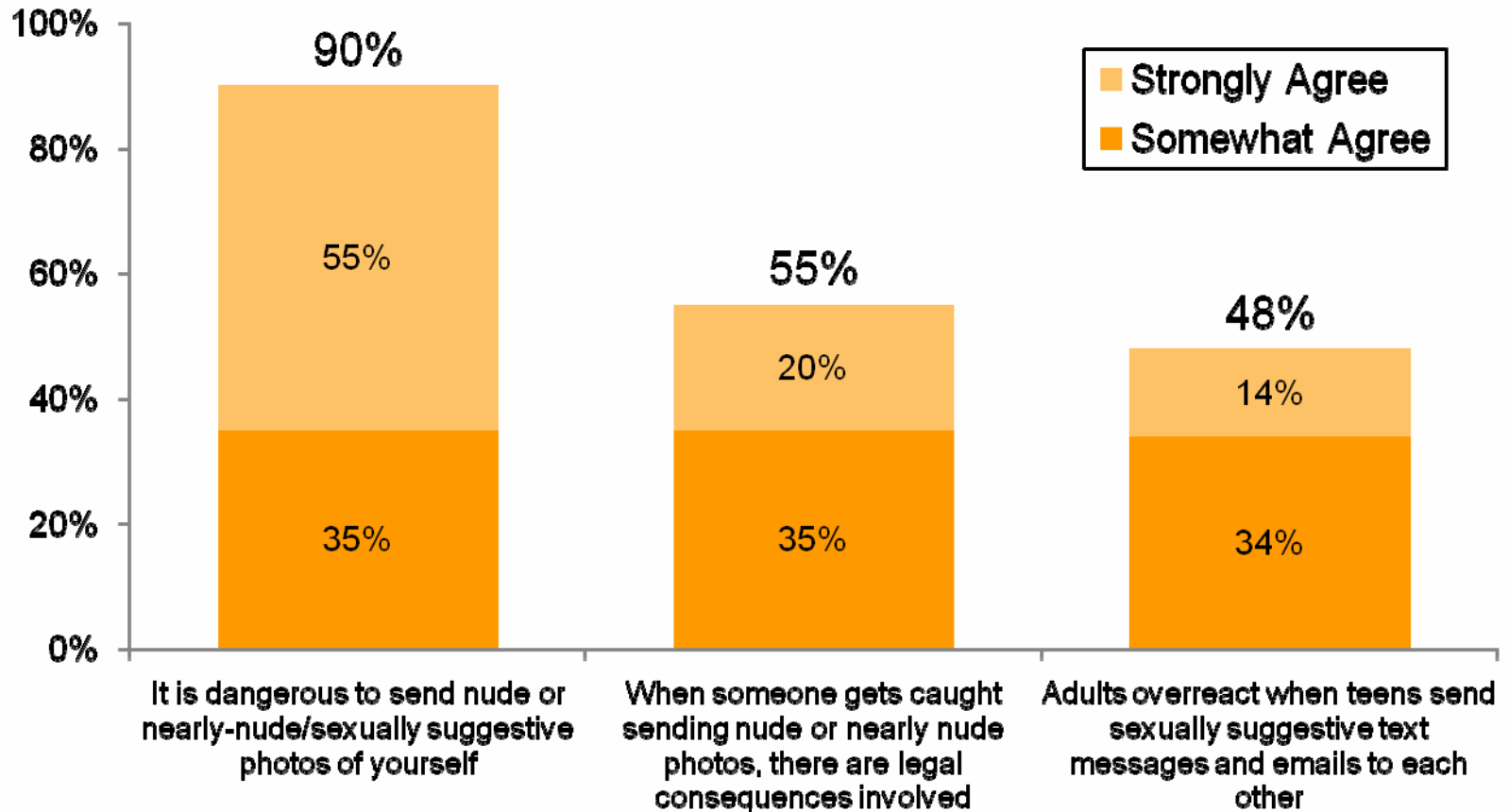


Q1055: Do you agree or disagree with each of the following statements?  
Base: Respondents age 13-17 (n=550)

While nearly all teens think it's dangerous to be sending sexts of themselves, just over half know there are legal consequences.



### % Agree With Statements About Sexting



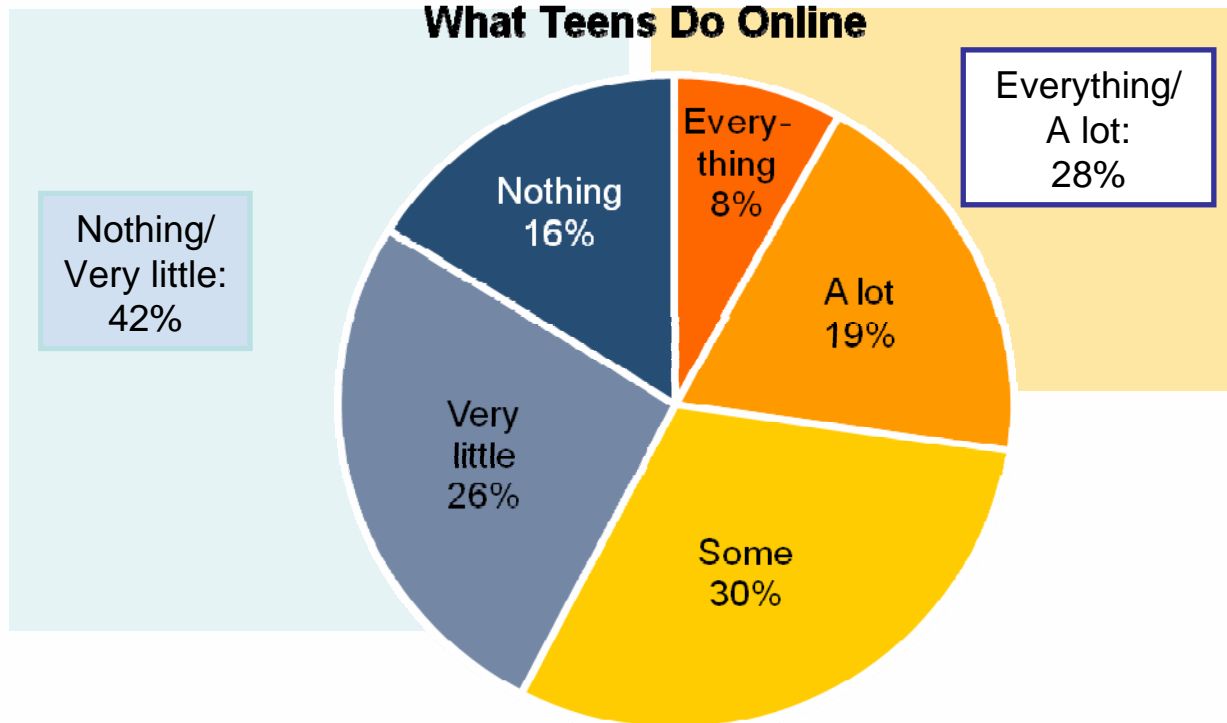
Q1055: Do you agree or disagree with each of the following statements?  
Base: All respondents (n=655)

# PARENTAL CONTROLS

About 2 in 5 teens tell their parents very little or nothing about what they do online and only just over a quarter tell their parents a lot or everything.



### Amount Parents Know About What Teens Do Online

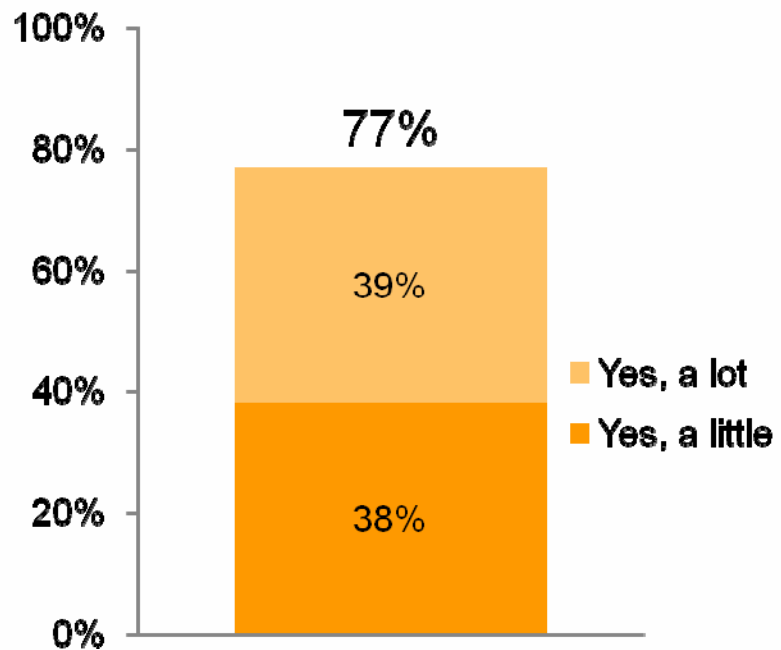


**Q1110:** How much do you tell your parents or guardians about what you do and where you go online?  
Base: All respondents (n=655)


Over three-quarters of teens' parents have talked to them about Internet safety on their computer or laptop, but far fewer place any limits or controls on their children's Internet use.



### % Teens Whose Parents Have Talked to Them About Internet Safety On Computer or Laptop



### Parental Controls/Limits



Q1115: Have your parents or guardians talked to you about Internet safety on your cell phone or computer or laptop?  
 Q1125: What, if anything, do your parents do to limit or control your Internet use at home? Please select all that apply.

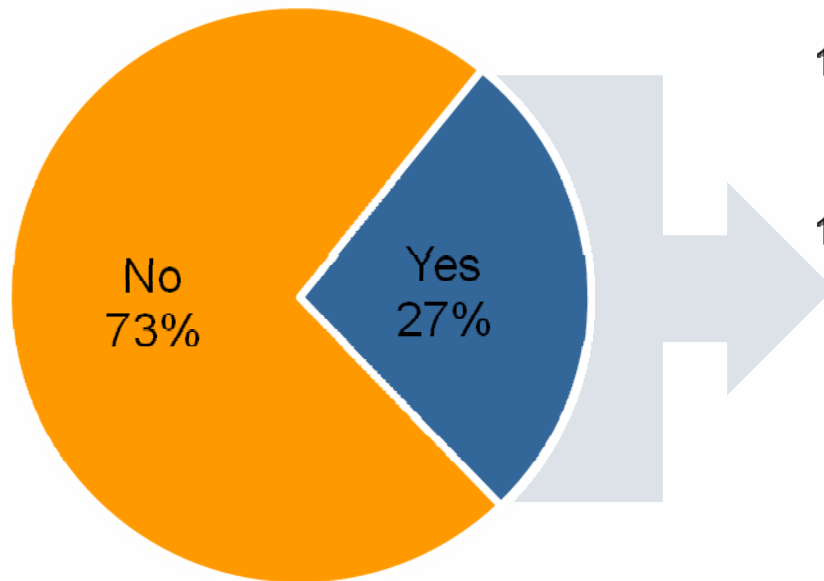
Base: All respondents (n=655)

^Response items not shown range from 1% to 3%

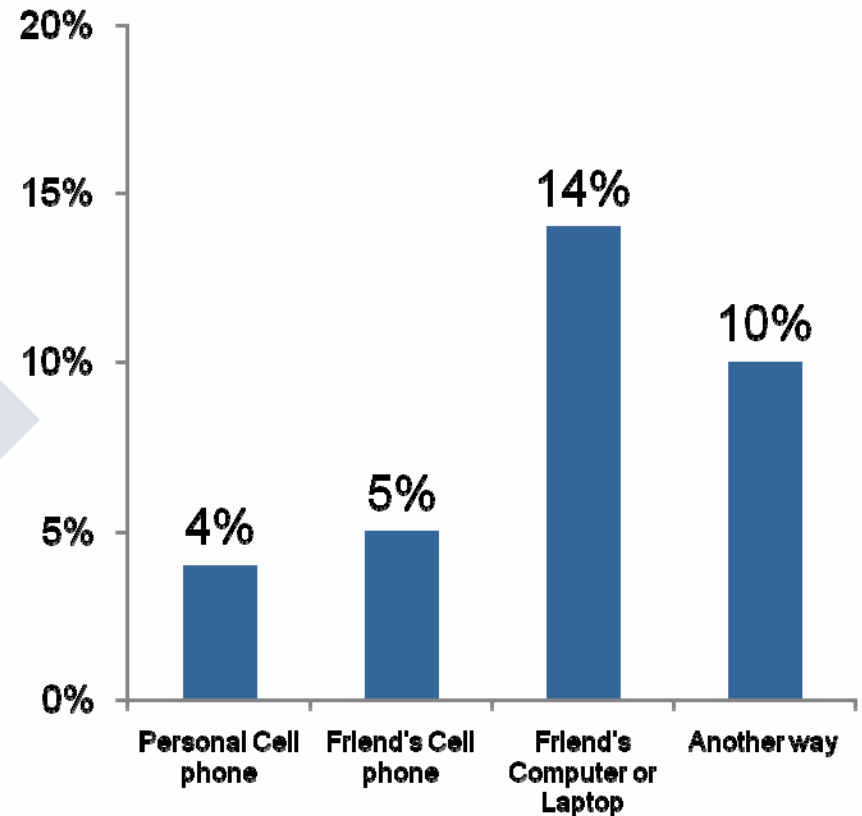
About 1 in 4 teens who have parental controls do something to get around them, such as use a friends' computer or cell phone, or use their own cell phone.



### Figure Out Ways To get Around Parental Limits or Controls



### Teens Get Around Parental Controls By...



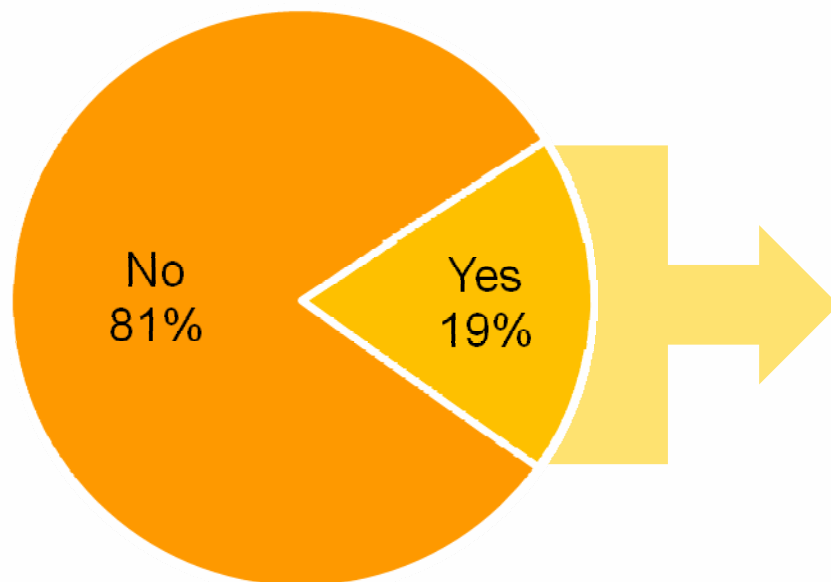
**Q1140:** Do you ever go online through any of the following ways in order to get around the limits or controls your parents put on your Internet use at home? Please select all that apply.

Base: Respondents who have parental controls (n=364)

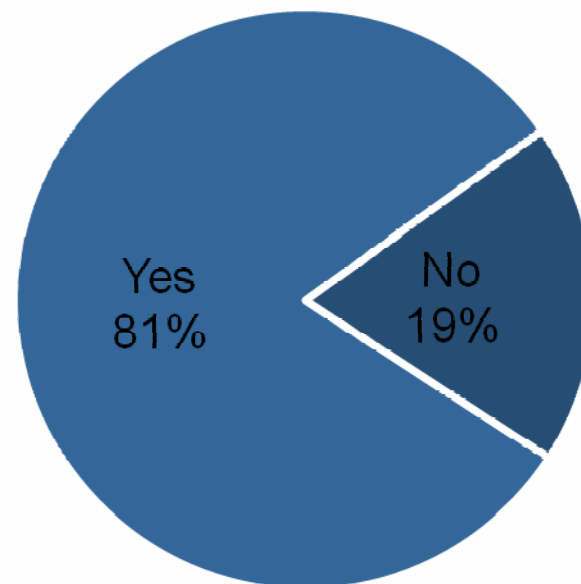
About 1 in 5 teens go online on a cell phone, and among those 1 in 5 say their parents are not aware that they do so.



## Go Online on Cell Phone



## Parents Are Aware Of Online Use Through Cell Phone



**Q1100:** Do you ever go online on a cell phone?

*Base: All respondents (n=655)*

**Q1105:** Do your parents or guardians know that you go online on a cell phone?

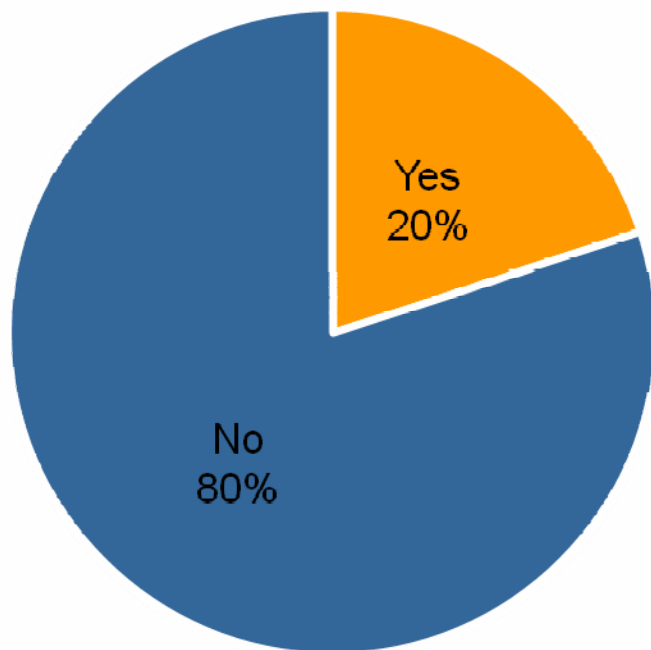
*Base: Respondents who go online on cell phone (n=121)*



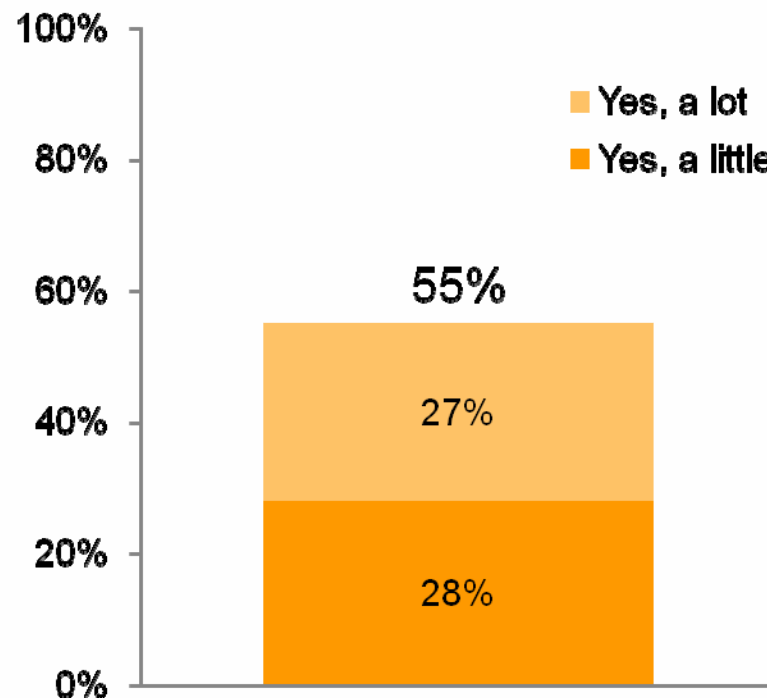
Among those whose parents are aware they go online through a cell phone, only 1 in 5 have parents that limit or control that online time and just over half have parents who have talked to them about Internet safety on their cell phone.



### Parents Limit or Control Internet Use Through Cell phone



### % Teens Whose Parents Have Talked to Them About Internet Safety On Their Cell Phone



Q1135: Do your parents limit or control your Internet use through your cell phone?

Q1115: Have your parents or guardians talked to you about Internet safety on your cell phone or computer or laptop?

Base: Respondents whose parents know they go online on a cell phone (n=102)

# GENDER DIFFERENCES

Generally girls appear more active in varied activities online than boys, including email, social networking sites, and shopping. However, they are less active in having or playing video games online.



Technology Teens Have or Use	Boys	Girls
Your own email address	89%	94%
Your own cell phone	66%	79%
A profile on a social networking site	68%	77%
A digital camera	44%	74%
A game system that lets you chat with other people	38%	15%

Online Activities Teens Have Engaged In During Past Month	Boys	Girls
Sent an email	75%	86%
Researched for school	69%	77%
Checked out someone else's online profile	60%	75%
Posted or viewed photos or videos	57%	70%
Played a video game online	53%	41%
Shopped online	25%	36%

**Q715:** Which of the following, if any, do you have or use? Please select all that apply.

**Q720:** Which of the following things, if any, have you done online in the past month? Please select all that apply.

*Base: All respondents (n=655), Boys (n=319), Girls (n=336)*

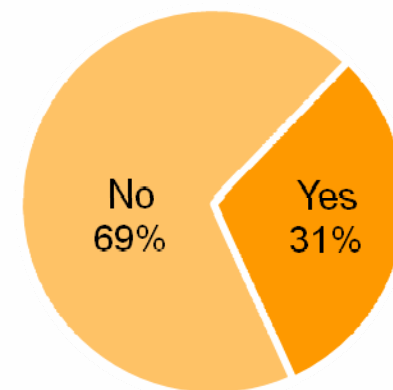
Girls, are more likely than boys to have posted a variety of personal information online, including photos and videos and they are also more likely to be aware of something bad that has happened to someone online because of this kind of information.



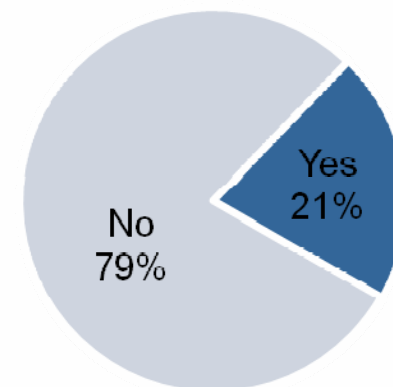
### Know Of Someone Who Had Something Bad Happen To them Because of Information Posted Online

Information Posted or Shared on Public Blog Or Social Networking Site	Boys	Girls
Photos of yourself	53%	73%
Photos of friends	37%	62%
Your real age	45%	56%
Videos of friends	11%	21%
Videos of yourself	11%	18%

**Girls**



**Boys**



**Q730:** Have you posted or shared the following types of information on a public blog or social networking site (like MySpace, Facebook, Bebo, etc.)? Please select all that apply.

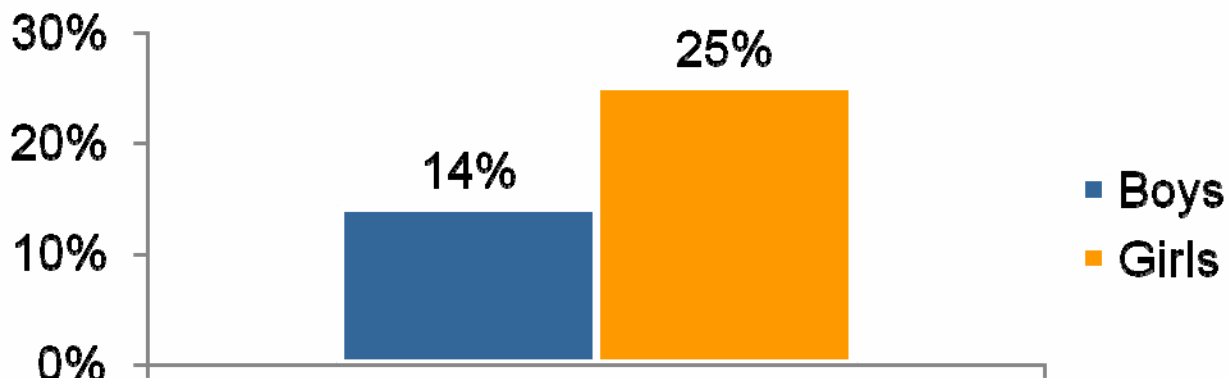
**Q745:** Do you know anyone who has had something bad happen to them because of information or photos posted electronically on a publicly accessible site?

Base: All respondents (n=655), Boys (n=319), Girls (n=336)

Girls are more likely than boys to have been the victim of cyberbullying and they are more likely to see it as a serious problem.



### Have Been Cyberbullied



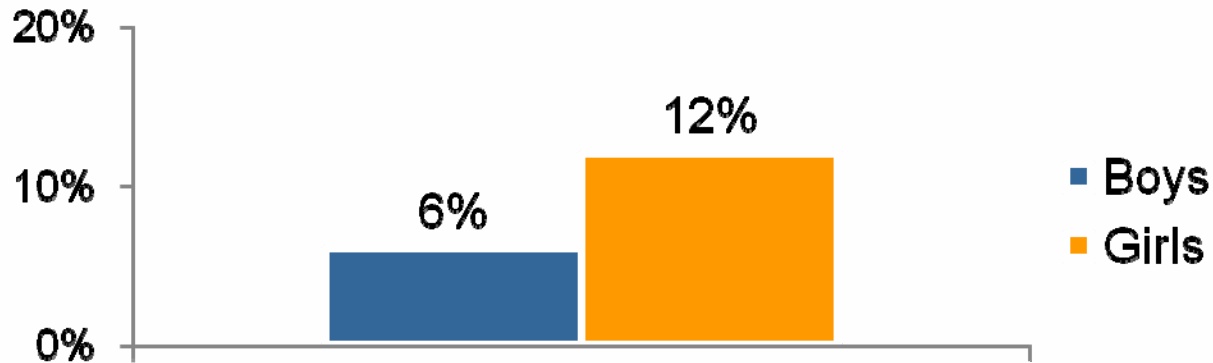
% Strongly/Somewhat Agree with Statements	Boys	Girls
<i>There should be stricter rules about online bullying</i>	70%	80%
<i>If someone is caught bullying online there are serious legal consequences</i>	45%	54%
<i>Bullying online is a serious problem with today's youth</i>	60%	76%

**Q905:** Thinking about bullying online, have you ever...? Please select all that apply.  
**Q907:** Thinking about bullying by cell phone, have you ever...? Please select all that apply.  
**Q946:** Do you agree or disagree with each of the following statements?  
*Base: All respondents (n=655), Boys (n=319), Girls (n=336)*

Girls are more likely than boys to have sent a sext, but are less likely to think that people their age are old enough to decide whether it's all right to send them and less likely to think adults overreact about sexts.



## Have Sent a Sext



% Strongly/Somewhat Agree with Statements	Boys	Girls
<i>People my age are old enough to decide for themselves whether it is all right for them to send nude or nearly-nude/sexually suggestive photos of themselves to other people</i>	59%	50%
<i>Adults overreact when teens send sexually suggestive text messages and emails to each other</i>	52%	43%

**Q1005:** The next few questions are about sending sexually suggestive text messages or emails with nude or nearly-nude photos. Have you ever...? Please select all that apply.

**Q1055:** Do you agree or disagree with each of the following statements?

Base: All respondents (n=655), Boys (n=319), Girls (n=336)

# RESEARCH IMPLICATIONS

- Teens are not only online, they are active in every nuance of cyberspace and, at the moment, many of them have no controls over what they do and/or who they do it with online. The time is ripe for an organization that is not a parental or governmental body to become a leader in online safety.
- This is clearly seen in what teens know versus what they do – they say they know it is unsafe to post pictures on social network sites or public blogs, yet they do it anyway. Someone needs to help them connect these dots.
- While the media love the sexting stories, that isn't the larger problem – it is cyberbullying. More teens have engaged in one side of bullying online than sexting yet that gets lost in the sex story.
- The normal picture of a menacing boy bullying others does not apply in cyberbullying – girls are more likely to have engaged in cyberbullying than boys have – meaning any campaign targeted towards stopping this needs to look at it from the girls' eyes. While girls are probably more likely to be cyberbullies because size doesn't matter there, there may be other reasons as well.
- Parents may think they are engaged in their children's online behavior, but the teens do not see it that way – a plurality both say they parents know nothing or very little about what they do online and have not limited their online activity at all. The time is also ripe for someone to talk to and educate parents about what they have to do with regard to Internet safety.



# DEMOGRAPHICS

# DEMOGRAPHICS: All Respondents



GENDER	TOTAL
MALE	51%
FEMALE	49%

AGE	TOTAL
YOUNGER (NET)	48%
13	16%
14	16%
15	17%
OLDER (NET)	52%
16	18%
17	18%
18	16%

URBANICITY	TOTAL
Urban	29%
Suburban	46%
Rural	25%

REGION	TOTAL
EAST	21%
MIDWEST	22%
SOUTH	33%
WEST	24%

GRADE	TOTAL
6 <sup>TH</sup>	1%
7 <sup>TH</sup>	8%
8 <sup>TH</sup>	15%
9 <sup>TH</sup>	14%
10 <sup>TH</sup>	19%
11 <sup>TH</sup>	17%
12 <sup>TH</sup>	17%
HIGH SCHOOL GRAD/ GED	1%
SOME COLLEGE/ TECHNICAL SCHOOL	7%
COLLEGE DEGREE OR MORE	*
NOT CURRENTLY IN SCHOOL	1%

RACE/ETHNICITY	TOTAL
WHITE	54%
HISPANIC	18%
BLACK/AA	14%
BLACK	9%
AFRICAN AMERICAN	5%
ASIAN OR PACIFIC ISLANDER	8%
NAT. AMER. OR ALASKAN NAT.	*
MIXED RACE	3%
SOME OTHER RACE	*
DECLINE TO ANSWER	3%

# DEMOGRAPHICS: Under Age 18



MOM'S EDUCATION	TOTAL
HIGH SCHOOL (NET)	42%
LESS THAN HIGH SCHOOL	8%
COMPLETED SOME HIGH SCHOOL	8%
COMPLETED HIGH SCHOOL	26%
COLLEGE (NET)	48%
COMPLETED SOME COLLEGE	22%
COMPLETED COLLEGE	18%
ASSOCIATE DEGREE	8%
GRAD (NET)	9%
COMPLETED SOME GRADUATE SCHOOL	2%
COMPLETED GRADUATE SCHOOL	8%

DAD'S EDUCATION	TOTAL
HIGH SCHOOL (NET)	44%
LESS THAN HIGH SCHOOL	6%
COMPLETED SOME HIGH SCHOOL	10%
COMPLETED HIGH SCHOOL	28%
COLLEGE (NET)	45%
COMPLETED SOME COLLEGE	18%
COMPLETED COLLEGE	19%
ASSOCIATE DEGREE	8%
GRAD (NET)	11%
COMPLETED SOME GRADUATE SCHOOL	1%
COMPLETED GRADUATE SCHOOL	9%

SCHOOL LOCATION	TOTAL
URBAN	29%
SUBURBAN	46%
RURAL	25%